

BAYLOR

2017 FOOTBALL GAME NOTES

BAYLOR ATHLETICS COMMUNICATIONS: 1500 S. University Parks Drive | WACO, TX 76706 | BAYLORBears.COM | @BUFOOTBALL

GAME 4

NR/NR **BAYLOR** (0-3, 0-0 BIG 12) vs. 3/3 **OKLAHOMA** (3-0, 0-0 BIG 12)



Sept. 23, 2017 • 5:30 p.m. CT • TV: FS1 / Fox Sports Go • Radio: Baylor IMG Sports Network / Sports USA Radio
Waco, Texas • McLane Stadium (45,140)

MEDIA INFORMATION

TV: FS1 / Fox Sports Go App

Talent: Justin Kutcher (pxp), Mark Helfrich (analyst)
Petros Papadakis (analyst)

Radio: Baylor IMG Sports Network / ESPN Central Texas

Talent: John Morris (pxp), J.J. Joe (analyst),
Ricky Thompson (sideline)

Radio: Sports USA Radio

Talent: Isaac Lowenkron (pxp), Doug Plank (analyst),

Satellite Radio: Sirius 83/ XM 83/ Internet 83

Live Stats/In-Game Home: BaylorBears.com

Twitter: @BUFootball | #SicOU

BAYLOR 0-3, 0-0 Big 12

Ranking NR — AP, NR — Coaches

Last Game Sept. 16, 2017
loss at Duke, 34-20

Head Coach Matt Rhule (Penn State, '97)

Career Record 28-26 (5th season)

BU Record 0-3 (1st season)

vs. OU 0-0

OKLAHOMA 3-0, 0-0 Big 12

Ranking 3 — AP, 3 — Coaches

Last Game Sept. 16, 2017
win vs. Tulane, 56-14

Head Coach Lincoln Riley (Texas Tech, '06)

Career Record 3-0 (1st season)

OU Record 3-0 (1st season)

vs. BU 0-0

Baylor Coaching Staff

On the Field

Matt Rhule Head Coach
Phil Snow Defensive Coordinator
Jeff Nixon Co-Offensive Coord./Running Backs
Fran Brown Assoc. HC/Cornerbacks
George DeLeone Offensive Line
Joey McGuire Tight Ends
Elijah Robinson Defensive Line

In the Press Box

Glenn Thomas Co-Offensive Coord./Quarterbacks
Bob Bicknell Wide Receivers
Mike Siravo Linebackers

Baylor Athletic Communications

TAYLOR BRYAN Primary Contact
254-709-4411 • 254-710-3538 • Taylor_Bryan@baylor.edu

ZACH PETERS Secondary Contact
254-710-3784 • 254-749-0712 • Zach_Peters@baylor.edu

STORY LINES

- Baylor opens Big 12 play against No. 3 Oklahoma Saturday afternoon at McLane Stadium. The Bears have won four consecutive Big 12 openers dating back to 2013.
- Baylor is 6-4 since 2010 against opponents ranked in the Associated Press Top 10.
- Thirty-five of Baylor's possible 66 starters through three games were freshmen or sophomores including 13-of-22 (six offense, seven defense) against Duke.
- Baylor leads the Big 12 in both tackles for loss (28.0, 2nd NCAA) and sacks (9.0, 19th NCAA).
- Underclassmen account for 63.3% (155 of 245) of Baylor's tackles through three games.
- QB **Zach Smith** will make his fourth career Big 12 start. He has 8 TD and 6 INT in his first three.
- The Bears' 19 first-time starters, including six freshmen, thus far in 2017 are the most in FBS.
- BU totaled 12 TFL and 5 sacks at Duke, a first for the program vs. a P5 opponent since 12/27/12 vs. UCLA
- **Clay Johnston** ranks second in the Big 12 and fourth nationally with 6.5 tackles for loss.
- Baylor has had 15 true freshmen appear in a game in 2017, the sixth-largest total nationally.
- Freshmen & sophomores are responsible for 61.3% (750 of 1224) of Baylor's all-purpose yards.
- **Chris Platt** leads the Baylor receiving corps with a reception in nine straight games and 15 of the last 16 contests. He is the only player in the country with three receptions of 60+ yards.
- Baylor is playing its 116th season of football and first under **Matt Rhule**, who completed a successful four-year term at Temple from 2013-16. Baylor holds a 588-560-44 (.511) record all-time.
- **Blake Lynch** leads the Big 12 with four passes broken up through three games.
- The Bears have scored in a school-record 128 straight games since Sept. 1, 2007 at TCU.
- Nine of Baylor's 10 touchdown scoring drives on the season have lasted two minutes or less.
- **Denzel Mims** (1st, 30.57 ypc) & Platt (3rd, 28.23 ypc) both rank in top three of Big 12 receivers.
- The Baylor defense has allowed only three touchdowns (27.3%/14th FBS) in 11 redzone trips.
- Baylor assistant coaches own 37 combined years of NFL experience, tops in college football.
- Ray Guy Award punter of the Week **Drew Galitz** leads the Big 12 with an average of 45.7 yards per punt with four of 50+ yards. BU ranks first in Big 12 & second in FBS in net punting (46.47).
- Saturday will be **Matt Rhule's** first meeting with Lincoln Riley since Rhule's Temple team earned a ranked upset over East Carolina & Riley 20-10 on Nov. 2, 2014 by forcing five Pirate turnovers.
- BU has 14 former players on NFL rosters entering the 2017 season, including 11 different teams.
- Baylor football has completed more than 1,000 hours of community service since January 2017.

2017 SCHEDULE

	Sept. 2 LIBERTY vs. BAYLOR	FS2	L, 48-45
Freshman John Lovett rushes for 89 yards and two touchdowns in first collegiate action.			
	Sept. 9 UTSA vs. BAYLOR	FSN	L, 17-10
Clay Johnston with career-high 10 tackles and Xavier Jones has 1.5 sacks in narrow loss.			
	Sept. 16 Baylor at Duke	ACC RSN	L, 34-20
Chris Platt finishes with 148 receiving yards and two touchdowns (73 and 79 yards) in road setback.			
	Sept. 23 OKLAHOMA vs. BAYLOR	FS1	5:30 p.m. CT
Waco, Texas / McLane Stadium (45,140) / Oklahoma leads 23-3			
	Sept. 30 Baylor at Kansas State	ESPN2/ABC	2:30 p.m. CT
Manhattan, Kansas / Bill Snyder Family Football Stadium (53,811) / Kansas St. leads 8-6			
	Oct. 14 Baylor at Oklahoma State	TBA	TBA
Stillwater, Okla. / Boone Pickens Stadium (56,790) / Oklahoma St. leads 19-16			
	Oct. 21 WEST VIRGINIA vs. BAYLOR (Homecoming)	TBA	TBA
Waco, Texas / McLane Stadium (45,140) / WVU leads 3-2			
	Oct. 28 TEXAS vs. BAYLOR	TBA	TBA
Waco, Texas / McLane Stadium (45,140) / Texas leads 76-26-4			
	Nov. 4 Baylor at Kansas	TBA	TBA
Waco, Texas / Memorial Stadium (50,071) / Baylor leads 12-4			
	Nov. 11 Texas Tech vs. Baylor (TFBI Shootout)	TBA	TBA
Arlington, Texas / AT&T Stadium (80,000) / Series tied 37-37-1			
	Nov. 18 IOWA STATE vs. BAYLOR	TBA	TBA
Waco, Texas / McLane Stadium (45,140) / Baylor leads 9-6			
	Nov. 24 Baylor at TCU	FS1	11 a.m. CT
Ft. Worth, Texas / Amon G. Carter Stadium (45,000) / TCU leads 53-52-7			



MATT RHULE

HEAD COACH, FIRST SEASON

THE RHULE FILE

PERSONAL

Born: January 31, 1975

Family: wife Julie; son Bryant; daughters Vivienne and Leona

EDUCATION

Penn State (1997, B.A. in Political Science)

Buffalo (2003, M.A. in Educational Psychology)

PLAYING EXPERIENCE

Penn State, 1994-97 (linebacker, Academic All-Big Ten ('97))

COACHING EXPERIENCE

1998	Albright College, linebackers
1999	Buffalo, assistant defensive line
2000	Buffalo, defensive line
2001	UCLA, assistant defensive line
2002	Western Carolina, linebackers / special teams
2003-04	Western Carolina, asst. HC / LB / special teams
2005	Western Carolina, asst. HC / OL / ST / RGC
2006	Temple, defensive line
2007	Temple, quarterbacks / recruiting coord.
2008-10	Temple, offensive coord. / quarterbacks
2011	Temple, asst. OC / TE / recruiting coord.
2012	New York Giants, assistant offensive line
2013-16	Temple, head coach
2017-current	Baylor, head coach

THE RHULE WORKSHEET

YEAR	SCHOOL	OVERALL RECORD	CONFERENCE RECORD, FINISH
2013	Temple	2-10	1-7, t-9th (AAC)
2014	Temple	6-6	4-4, 6th (AAC)
2015	Temple	10-4	7-1, 1st (AAC East)
2016	Temple	10-3	7-1, 1st (AAC East)
2017	Baylor	0-3	0-0
TOTALS	5 seasons	28-26	19-13
	BU 1 season	0-3	0-0
	TU 4 seasons	28-23	19-13

MORE STORY LINES

- With **Kyle Fuller's** selection by Houston in 2017, Baylor has had at least one NFL draft pick for nine straight years. The Bears have had 25 players selected since 2011, including eight offensive linemen in the last nine years.
- The Bears capped the 2016 season with a Cactus Bowl win in their program-record seventh straight bowl appearance. BU had a program record 7+ wins in a season for the 7th straight year in 2016.
- Baylor has had seven consecutive seasons with a 1,000 yard rusher including junior **Terence Williams** (1,048 yds) who is back for 2017 as one of four returning 1K rushers in the Big 12.
- Just two months on the job, Rhule and his staff signed 27 players in February, a class that ranked 3rd in the Big 12. The Bears signed 20 players from the state of Texas, tops in the Big 12.
- Baylor football has completed more than 1,000 hours of community service since January 2017.

UP NEXT

The Bears head to Manhattan for a Big 12 road trip to face Kansas State at Snyder Family Stadium. Baylor was defeated by the Wildcats 42-21 at McLane Stadium in 2016. Prior to that game, the Bears had won four-straight games and 6-of-8 against KSU. Baylor trails the all-time series in Manhattan 2-4. Last season against KSU, Baylor's Zach Smith made his first career start and staked the Bears to a 14-7 halftime lead before being out-scored 35-7 in the second half.

BAYLOR FRESHMAN FACTS

- Baylor has played 15 true freshman over the first three weeks, a total that ranks fifth nationally.
- BU started six true freshmen at least once over the first three weeks of 2017. Those first-year players include C **Ryan Miller**, RB **John Lovett**, TE **Rob Saulin**, DE **BJ Thompson**, LB **Jalen Pitre** and CB **Harrison Hand**.
- The Bears have also started a pair of redshirt freshmen thus far in FS **Jairon McVea** and DE **Deonte Williams**.
- So far in 2017, BU has had 19 players make their first-ever collegiate starts and 20 players make first BU appearance.
- True freshmen CB **Harrison Hand** and LB **Jalen Pitre** have started all three games in 2017. C **Ryan Miller** started twice.
- Baylor opened the 2017 season with four true or redshirt freshmen in the starting lineup (OL **Ryan Miller**, CB **Harrison Hand**, LB **Jalen Pitre** and S **Jairon McVea**).
- The Bears had 16 players make their first appearance in a BU uniform, including 13 true or redshirt freshmen, in the opener.
- Ten players made their first-ever start for Baylor in the opening week game. Additionally, two transfers **Anu Solomon** and **Jayson Clements** had their first Baylor action after playing time at their previous schools.
- Baylor's 11 true freshman that played in the opener ranked sixth nationally and its three true freshman starters in the first game was behind only LSU's four.
- Twenty different freshmen or sophomores have started a game for Baylor through three games in 2017.

THIRD DOWN TURNAROUND

- After struggling on first down against Liberty and allowing the Flames to convert on 15-of-24 third downs, the Baylor defense has turned the start around over the last two games and particularly the last six quarters of play. **Baylor's mark of 16.7 percent over the last six quarters would rank seventh nationally.**
- The improvement on third down has allowed the Baylor defense to hold its last two opponents to an average of 169.5 passing yards per game after giving up 447 yards through the air to Liberty in the opener.


	FIRST 6 QUARTERS OF 2017	LAST 6 QUARTERS OF PLAY
3RD DOWN CONVERSIONS	22	4
3RD DOWN ATTEMPTS	34	24
PERCENTAGE	64.7	16.7

UNDERCLASS EXPLOSION


- Baylor has turned to its young players to provide key production through the season's first three games.
- Thirty-five of Baylor's possible 66 starters through three games were freshmen or sophomores including 13-of-22 (six offense, seven defense) against Duke.
- Twenty different underclassmen have started a game for the Bears through three weeks. LIST: **Offense** **Sam Tecklenburg**, **Ryan Miller**, **Rob Saulin**, **Denzel Mims**, **Zach Smith**, **JaMycal Hasty**, **John Lovett**, **Tony Nicholson**, **Kyle Boyd** **Defense** **BJ Thompson**, **Brayvion Roy**, **Micheal Johnson**, **Deonte Williams**, **Jalen Pitre**, **Clay Johnston**, **Harrison Hand**, **Chris Miller**, **Henry Black**, **Jairon McVea**, **Blake Lynch**
- Underclassmen account for 63.3% (155 of 245) of Baylor's tackles through three games.
- Freshmen & sophomores are responsible for 61.3% (750 of 1224) of Baylor's all-purpose yards.

TOUGHNESS REWARDED

In 2017, head coach Matt Rhule began a new tradition at Baylor of rewarding the nine toughest players on the BU roster with single-digit jerseys. The jersey numbers are awarded to the student-athletes deemed by their teammates to be the toughest members of the team. Rhule began the tradition of honoring toughness with single digits during his time at Temple.




#1 Taylor Young Senior




#2 Taion Sells Senior




#3 Chris Miller Sophomore



#4 Grayland Arnold Sophomore



#5 Brian Nance Senior




#6 Trevor White Junior



#7 John Lovett Freshman

#8



#9 Ira Lewis Junior

BEARS PILING UP SACKS, TFL

- The Baylor defense led by sophomore linebacker **Clay Johnston** and junior defensive tackle **Ira Lewis** have piled up sacks and tackles for loss through three games.
- The Bears rank second nationally and tops in the Big 12 in TFL with 28.0 for 102 yards (9.33 per game). Baylor also leads the Big 12 and ranks 19th in FBS with 9.0 sacks (54 yards) on the season.
- Johnston is a big part as he ranks fourth nationally and second in the Big 12 with 6.5 TFL (21 yards). The sophomore is second in the Big 12 with 29 total tackles (18 solo). Lewis has added 4.5 TFL (6th, Big 12) and 2.5 sacks (2nd, Big 12).
- Four BU defenders have multiple sacks with three in the Big 12's top 10: Lewis (2.5), **Eric Ogor** (2.0), **Brian Nance** (2.0).

EFFICIENCY ON OFFENSE FOR BEARS

- The Bears have had 10 scoring drives of two minutes or less through the season's first three weeks, including nine of 10 touchdown drives. The Bears are averaging 1:04 per touchdown drive this season.
- Five of Baylor's seven scoring drives against Liberty lasted two minutes or less including a 3-play, 75-yard drive that took only 22 seconds and a 1-play, 75-yard scoring drive that took only 11 seconds off the clock. Both of those drives included deep pass completions, a 49-yarder to Pooh Stricklin and a 75-yard scoring strike to Chris Platt.
- Baylor's only touchdown drive against UTSA was a first-play touchdown pass from Solomon to Denzel Mims and lasted only six seconds.
- Against Duke, Baylor scored three touchdowns on passes of 44 yards, 73 yards and 79 yards to cap drives that lasted 14, 42 and 48 seconds each.

DEPTH IN THE RECEIVING CORPS.

- Baylor quarterbacks have made use of a deep group of Baylor pass catchers through the first three games of the season.
- A Baylor wide receiver has tallied at least three receptions in a game eight times so far in 2017. Chris Platt (4th, 308 yards) and Denzel Mims (10th, 214 yards) both rank among Big 12's top 10 receivers.
- Platt has a pair of two-touchdown games and Mims has scored in all three games this season.
- Platt leads the Baylor receiving corps with a reception in nine straight games and 15 of the last 16 contests.
- Baylor's seven pass completions of 40+ yards are third-most in FBS.

STRONG START FOR LOVETT

- Freshman running back John Lovett opened his Baylor career with a strong performance against Liberty. The New Jersey native rushed for 89 yards on 14 carries, the most yards on the ground by a Baylor running back in his first game since at least 2000. Lovett also added a pair of touchdowns from 3 and 34 yards out. Lovett tallied 93 yards over the next two.
- He's the first Baylor freshman with 2 TD in a game since Nick Florence in 2009.
- Lovett's three-game total of 182 yards ranks second among all Big 12 freshmen and eighth overall.

SMITH VS. RECENT NOTABLE BAYLOR STARTERS

Sophomore quarterback Zach Smith began his Baylor career in a strong manner as he started the final four games of the 2016 season, including a Motel 6 Cactus Bowl win over Boise State. Smith's individual performance over that stretch compares favorably to other notable Baylor quarterbacks in their first five career starts.

Name	Years	Games	Yards	YPG	C-A	Pct.	TDs	INTs
Zach Smith	2016-17	5	1,517	303.4	112-195	.574	14	10
Seth Russell	2014-15	5	1,719	343.8	81-128	.633	24	5
Bryce Petty	2013	5	1,680	336.0	79-113	.699	13	1
Nick Florence	2009	5	1,320	264.0	114-184	.619	5	2
Robert Griffin III	2008	5	984	196.8	68-109	.624	9	0

KEY CONTRIBUTORS RETURN

- Baylor junior running back and 2016 1,000-yard rusher Terence Williams is expected to see his first action of the 2017 season against Oklahoma following offseason shoulder surgery. Williams has averaged 72.3 ypg over his career in Big 12 games where he received carries. He has 1,604 rushing yards in 21 career games played.
- Senior safety Taion Sells will make his 2017 debut against the Sooners. He returns following a three-game suspension. Sells has recorded 54 tackles in 28 career games with two interceptions, six PBUs and 3.5 tackles for loss.
- Additionally, the potential exists for the Bears to welcome back multiple other starters that have missed time due to injury.

EXPERIENCED YOUNG MOVING UP LIST

Senior linebacker Taylor Young leads the team with 32 career starts, including five consecutive games dating back to 2016, and has played in 38 games in his career. During that time he has amassed 281 career combined tackles, a total that ranks eighth among active defenders. He also ranks third among active players with 188 solo tackles.

TOTAL TACKLES

1. Quin Blanding, Virginia	391
2. Josey Jewell, Iowa	327
3. Auggie Sanchez, USF	316
4. Donnie Miles, North Carolina	304
5. Micah Kiser, Virginia	302
6. Quentin Poling, Ohio	285
7. Skai Moore, South Carolina	282
8. Taylor Young, Baylor	281

SOLO TACKLES

1. Quin Blanding, Virginia	212
2. Maurice McKnight, SJSU	199
3. Taylor Young, Baylor	188
4. Auggie Sanchez, USF	182
5. Tegray Scales, Indiana	175

RECORD BREAKDOWN

Current Streak	Lost 3
Current Home Streak	Lost 4
Current Away Streak	Lost 1
Last Win	31-12 vs. Boise St. (12/27/16)
Last Home Win	49-7 vs. Kansas (10/15/16)
Last Away Win	31-12 vs. Boise St. (12/27/16)
Last Loss	34-20 at Duke (9/16/17)
Last Home Loss	17-10 vs. UTSA (9/9/17)
Last Away Loss	34-20 at Duke (9/16/17)

RHULE ERA

Home	0-2
Road	0-1
Neutral	0-0
Natural Grass	0-1
Artificial Turf	0-2
Day Games	0-1
Night Games	0-2
Televised Games	0-3
vs. AP Ranked Opponents	0-0
August	0-0
September	0-3
October	0-0
November	0-0
December	0-0
January	0-0
Leading at Halftime	0-0
Trailing at Halftime	0-1
Tied at Halftime	0-2
Scoring First	0-2
Opponent Scoring First	0-1
Score < 20 Points	0-1
Score 20+ Points	0-1
Score 30+ Points	0-0
Score 40+ Points	0-1
Opponent Scores < 20 Points	0-1
Opponent Scores 20+ Points	0-0
Opponent Scores 30+ Points	0-1
Opponent Scores 40+ Points	0-1
Gain < 20 First Downs	0-2
Gain 20+ First Downs	0-1
Opponent Gains < 20 First Downs	0-0
Opponent Gains 20+ First Downs	0-3
More Rushing Yards Than Opponent	0-1
Fewer Rushing Yards Than Opponent	0-2
Rush For < 100 Yards	0-1
Rush For 100+ Yards	0-2
Opponent Rushes For < 100 Yards	0-0
Opponent Rushes For 100+ Yards	0-3
More Passing Yards Than Opponent	0-1
Fewer Passing Yards Than Opponent	0-2
Pass For < 200 Yards	0-1
Pass For 200+ Yards	0-2
Opponent Passes For < 200 Yards	0-2
Opponent Passes For 200+ Yards	0-1
More Total Yards Than Opponent	0-0
Fewer Total Yards Than Opponent	0-3
Gain < 300 Total Yards	0-1
Gain 300+ Total Yards	0-2
Opponent Gains < 300 Total Yards	0-0
Opponent Gains 300+ Total Yards	0-3
Commit No Turnovers	0-0
Commit < 3 Turnovers	0-2
Commit 3 or + Turnovers	0-1
Force < 3 Turnovers	0-3
Force 3 or + Turnovers	0-0
Commit < 6 Penalties	0-0
Commit 6 or + Penalties	0-3
3rd Down % < 25	0-2
3rd Down % 25-49	0-1
3rd Down % 50+	0-0
Opponent 3rd Down % < 25	0-1
Opponent 3rd Down % 25-49	0-1
Opponent 3rd Down % 50+	0-1
Trail Time of Possession	0-3
Lead Time of Possession	0-0
Overtime Games	0-0

NAME	POS.	TEAM
Andrew Billings	DT	Cincinnati Bengals
Matt Bryant	K	Atlanta Falcons
Corey Coleman	WR	Cleveland Browns
Spencer Drango	OL	Cleveland Browns
Kyle Fuller	C	Houston Texans
Rico Gathers	TE	Dallas Cowboys
Demetri Goodson	CB	Green Bay Packers
Bryce Hager	LB	Los Angeles Rams
Xavien Howard	CB	Miami Dolphins
Bryce Petty	QB	New York Jets
Phil Taylor	DL	Washington Redskins
Jon Weeks	LS	Houston Texans
Terrance Williams	WR	Dallas Cowboys
Kendall Wright	WR	Chicago Bears

• Fourteen former Bears earned spots on NFL rosters for the 2017 season as of Sept. 3.

• Additionally, former Bear Orion Stewart is a member of Buffalo's practice squad.

• Baylor had 21 former lettermen with NFL teams during the preseason, representing 17 different NFL teams.

• Baylor has had 21 players selected in the first round including four players selected No. 2 overall with Robert Griffin III the most recent selection at No. 2 by the Washington Redskins in 2012.

• The Bears have had 126 players drafted overall since 1970 and 40 players compete in the Super Bowl including Atlanta Falcon Matt Bryant in Super Bowl LI.

BAYLOR FOOTBALL ON THE RADIO

Baylor football is aired live via the Baylor IMG Sports Network, including locally on flagship station ESPN Central Texas 1660 AM/99.1 ESPN Radio (KRZI) in Waco, worldwide on BaylorBears.com, Sirius XM Radio and on the TuneIn Radio App. All games are broadcast by the "Voice of the Bears" John Morris and former Baylor standouts J.J. Joe (analyst) and Ricky Thompson (sideline reporter). Morris is in his 31st year in the Baylor broadcast booth and 23rd as the signature voice of Baylor Athletics, while Thompson and Joe are in their 18th and 14th years, respectively.

BAYLOR MEDIA WEBSITE

An all-in-one-place media page is can be found at Baylor's website at: <http://www.BaylorBears.com/ot/bay-media.html>. Among the information available at the site are links and pdfs of statistics, game notes, quick facts and directions as well as photo/logo downloads and video FTP information.

BAYLORBears.COM

Baylor's official athletic web site can be found at www.BaylorBears.com. The comprehensive site, which includes releases, photos, biographical sketches, blogs and audio broadcasts, is part of the CBS College Sports network.

BU VS. AP TOP 10

• Saturday's showdown with Oklahoma will be Baylor's 11th all-time game against a top 10 opponent. The Bears are 18-9-2 in those meetings.

• After dropping 32 consecutive games to top-10 teams between 1989-2010, Baylor is 6-4 since 2011 in those contests. The Bears have won their last four home games against top-10 opponents.

• Baylor is 1-9 all-time against Oklahoma teams ranked in the top 10.

PLATT AND MIMS VS. THE NATION

• Baylor's receiving duo of junior **Chris Platt** and sophomore **Denzel Mims** are quickly establishing themselves as one of the top deep-ball tandems in the Big 12 and the nation.

• Platt and Mims give Baylor the only duo in the country to each rank in the top 13 nationally with three receptions of 40 or more yards. Platt leads all of FBS with three receptions of 70-plus yards.

• Platt set a career high with 148 rec. yards at Duke. He has nine career receiving touchdowns with four going for 70+ yards.

	PLATT	MIMS
Receptions	11	7
Yards	308 (16th NCAA/4th B12)	214 (10th B12)
TDs	4 (5th NCAA/2nd B12)	3 (20th NCAA/3rd B12)
Yards/Rec.	28.0 (5th NCAA/3rd B12)	30.6 (2nd NCAA/1st B12)
Yards/Gm.	102.7 (18th NCAA/5th B12)	71.3 (12th B12)
Rec. 40+ yds	3 (3rd NCAA/1st B12)	3 (3rd NCAA/1st B12)

SMITH MAKING FOURTH BIG 12 START

As Zach Smith preps for this week's matchup with Oklahoma, he will be making his fourth Big 12 start of his career. Below are his stat lines from his three previous conference starts in 2016. The sophomore quarterback threw for 144 yards on 6-of-15 passing with one touchdown, a 62-yard reception by KD Cannon, in relief action against OU in Norman last season.

	C-A	TD	INT	YDS
Kansas St.	27-45	3	3	258
vs. Texas Tech	30-46	3	1	377
at West Virginia	15-31	2	2	244

RHULE'S PLAN TO WIN

In his four-plus seasons as a head coach, Matt Rhule's teams have had tremendous success when reaching specific benchmarks both offensively and defensively. Known for putting together strong defensive teams, Rhule's teams have had large amounts of success when hitting a few key offensive checkpoints.

Scoring First	22-10	150+ rushing yards	20-8
Scoring on First Drive	10-2	200+ rushing yards	13-4
Leading at Half	23-6	Scores 30+ points	20-3
		Scores 40+ points	7-2

KILLING THE CLOCK

When Matt Rhule coached teams grab a seven-point lead at any point during a game, they consistently convert it into a victory. With a seven-point lead at any point during a game, they are 27-10, have won six of eight and 24 of the last 29. In the fourth quarter with a seven-point lead, his teams are 27-1 and have won 26 straight. When holding a 10-point lead at any point, Rhule has won six straight. With a 14-point lead, he has won 23 straight. Up 17, Rhule has won 19 straight. When leading by 20 or more he has won 16 straight.

Lead	7	10	14	17	20+
Any Q	27-10	26-5	24-2	20-2	17-2
4Q	27-1	25-0	22-0	19-0	17-0

NFL EXPERIENCE ABOUNDS

Including head coach Matt Rhule's 2012 stint with the New York Giants, there are six total coaches on the Baylor staff with 38 years combined experience in the National Football League. That total ranks fourth in college football. Four of the five coaches on offense spent time in the NFL including co-offensive coordinators Jeff Nixon (10 years) and Glenn Thomas (seven years). Bob Bicknell has 10 years of experience with four different teams. Phil Snow was a Detroit assistant for four seasons. George DeLeone has spent six seasons in professional football over three stints. Rhule, DeLeone and Bicknell have all served as NFL offensive line coaches. **BU's 37 years of NFL coaching by its assistant coaches lead the country.**

RHULE TEAMS IN THE FOURTH QUARTER

In Matt Rhule's four seasons as head coach, he has sealed the deal when leading or tied entering the fourth quarter. Rhule-coached teams have won 25 straight games when leading or tied entering the fourth, and are 26-4 overall. All four losses came in his first season as head coach at Temple in 2013. When leading entering the fourth quarter, he has won 23 straight games and is 24-3 overall with all three losses coming in 2013 as well.

SHUTOUTS UNDER RHULE AND SNOW

Defenses coached by Phil Snow under head coach Matt Rhule have posted four shutouts, all since 2014. Those teams notched three shutouts in his last 12 games in Philadelphia including two in the final four, punctuated by a rare set of back-to-back shutouts on Nov. 4 at UCONN and Nov. 19 at Tulane in 2016. Rhule's teams have never been shutout on offense. All four shutouts are listed below.

Shutouts (2014 and 2016 at Temple)

Score	Opponent	Date
59-0	vs. Delaware State	Sept. 20, 2014
38-0	vs. Stony Brook	Sept. 10, 2016
21-0	at UCONN	Nov. 4, 2016
31-0	at Tulane	Nov. 19, 2016

CONSISTENT RUNNING GAME

Baylor's offense has churned out eight 1,000-yard rushers since 2010 - the second-best total in FBS. The Bears have had at least one player rush for 1,000 or more yards for a program-record seven consecutive seasons including junior Terence Williams' 1,048 yards in 2016. Williams was the 12th player in Baylor history to rush for more than 1,000 yards in a season. Baylor has rushed for a touchdown in 42 of its last 45 games and 73 of its last 78. Below is the list of FBS teams with seven or more 1,000-yard rushers since 2010.

Most 1,000-yard rushers since 2010 among FBS teams

Auburn	9
Baylor	8
Nevada	8
Wisconsin	8
San Diego St.	9
Boise State	7
Ohio State	7
Western Kentucky	7

MULTIPLE TURNOVERS EQUALS WINS

Matt Rhule defenses have forced two or more turnovers in 24 of 54 (44.4%) career games. His teams own a 17-7 record with two or more turnovers forced, have won 12 of the last 15, seven of the last nine and four of five when doing so. Rhule's teams are 7-0 when forcing four or more turnovers and 9-3 when creating three or more. His teams are 19-4 with a positive turnover margin.

BEARS RECORD STELLAR ACADEMIC SEMESTERS

In the first semester under head coach Matt Rhule, Baylor football produced its top academic semester in more than 10 years with a cumulative GPA of 2.87 during the spring of 2017. The Bears had 43 players named to the Big 12 Commissioner's Honor Roll, including three on the dean's list in Preston Heard, Marques Jones and Chad Kelly. Jones and Kelly both recorded perfect 4.0 GPAs. The Bears recorded a 3.11 GPA during the summer of 2017.

BAYLOR'S O-LINE PIPELINE

Baylor has a history of sending offensive linemen to the NFL over the past several years. The Bears have had eight linemen drafted in the last nine NFL Drafts including two first-rounders [list below]. Baylor offensive linemen won four straight Big 12 Offensive Linemen of Year honors from 2012-15 (2012-13 Cyril Richardson, 2014-15 Spencer Drango). The unit has also paved the way for a 1,000-yard rusher for seven consecutive seasons.

- 2009, T Jason Smith – 1st Rnd (#2), Rams
- 2010, C JD Walton – 3rd Rnd, Broncos
- 2011, T Danny Watkins – 1st Rnd (#23), Eagles
- 2012, C Philip Blake – 4th Rnd, Broncos
- 2012, G Robert T. Griffin – 6th Rnd, Jets
- 2014, G Cyril Richardson – 5th Rnd, Bills
- 2016, T Spencer Drango – 5th Rnd, Browns
- 2017, C Kyle Fuller – 7th Rnd, Texans

BEARS LEAD STATE OF TEXAS IN NFL DRAFTEES

Baylor's Kyle Fuller was selected by Houston in the 2017 NFL Draft, giving the Bears at least one pick in nine-straight years. Baylor leads the state in overall picks over the last eight years [list below].

- 25 – Baylor
- 23 – Texas A&M
- 18 – TCU
- 17 – Texas
- 8 – SMU
- 7 – Houston
- 7 – Texas Tech
- 6 – Rice

TRACKING BAYLOR IN THE TOP 25

WEEK	W/L	AP	COACHES	CFP
PRESEASON	0-0	—	—	—
Sept. 5	0-1	—	—	—
Sept. 10	0-2	—	—	—
Sept. 17	0-3	—	—	—

BAYLOR WHEN RANKED...

Baylor as a ranked team: 111-55-2
Ranked Baylor vs. ranked opponent: 23-29-1
Baylor vs. ranked opponents: 54-175-6
Baylor vs. No. 1-ranked opponents: 0-11-1
Baylor vs. Top 10 opponents: 18-90-2

2017 HONORS

Blake Blackmar, OL
 Dave Campbell All-Texas Second Team

Jordan Feuerbacher, TE
 Mackey Award Watch List
 Lindy's Second-Team All-Big 12
 Phil Steele Fourth-Team All-Big 12
 Dave Campbell All-Texas Second Team

Drew Galitz, P
 Ray Guy Award Punter of the Week - Sept. 18
 Phil Steele Fourth-Team All-Big 12
 Ray Guy Award Watch List

Davion Hall, S
 2018 Reese's Senior Bowl Watch List

JaMycal Hasty, RB
 Athlon Fourth-Team All-Big 12

Blake Lynch, WR
 Athlon Fourth-Team All-Big 12
 Dave Campbell All-Texas Second Team

Tony Nicholson, PR (specialist)
 Athlon Second-Team All-Big 12
 Phil Steele First-Team All-Big 12

Mo Porter, OL
 Phil Steele Fourth-Team All-Big 12

K.J. Smith, DE
 2018 Reese's Senior Bowl Watch List
 Bednarik Award Watch List
 Nagurski Trophy Watch List
 Lott IMPACT Trophy Watch List
 Media First-Team All-Big 12
 Athlon First-Team All-Big 12
 Phil Steele First-Team All-Big 12
 Lindy's First-Team All-Big 12
 Dave Campbell All-Texas First Team
 Waco Tribune-Herald Preseason All-Big 12
 Lowe's Senior Class Award Watch List

Terence Williams, RB
 Athlon Second-Team All-Big 12
 Lindy's Second-Team All-Big 12
 Phil Steele Third-Team All-Big 12
 Dave Campbell All-Texas First Team

Ishmael Wilson, OL
 Phil Steele Fourth-Team All-Big 12

Taylor Young, LB
 Wuerffel Trophy Watch List
 Athlon Second-Team All-Big 12
 Phil Steele Second-Team All-Big 12
 Lindy's Second-Team All-Big 12
 Dave Campbell All-Texas Second Team
 Waco Tribune-Herald Preseason All-Big 12

CAREER RECORDS UPDATE

DEFENSE

TACKLES FOR LOSS

PLAYER	SEASONS	YDS	TFL
1. Charles Benson	1979-82	259	49.0
2. Shawn Oakman	2013-15	176	46.5
3. John Garrett	2000-03	131	38.5
4. Robin Jones	1988-91	164	38.0
5. Mike Singletary	1977-80	103	34.0
6. Justin Crooks	2001-04	108	33.5
7. Scotty Lewis	1990, 92-94	114	33.0
8. Daryl Gardener	1992-95	111	32.5
9. Taylor Young	2013-current	131	32.0
10. Santana Dotson	1988-91	117	30.0
Andrew Billings	2013-15	112	30.0

SACKS

PLAYER	SEASONS	SACKS
1. Shawn Oakman	2013-15	17.5
2. Daryl Gardener	1992-95	15.0
Chris McAllister	2010-13	15.0
4. Scotty Lewis	1990, 92-94	14.0
5. James Francis	1986-89	13.5
Matthew Pearson	1991-92	13.5
7. Jamal Palmer	2012-15	13.0
John Garrett	2000-03	13.0
9. Taylor Young	2013-current	12.5
10. K.J. Smith	2013-current	12.0
Santana Dotson	1988-91	12.0
Glenn Coy	1994-97	12.0

TOTAL TACKLES

PLAYER	SEASONS	SOLO	AST	TT
1. Mike Singletary	1977-80	351	311	662
2. Joe Pawelek	2006-09	191	231	422
3. Ray Berry	1983-86	231	149	380
4. Maurice Lane	2002-05	248	117	365
5. Kris Micheaux	1997-00	214	137	351
6. James Francis	1986-89	198	136	334
7. Doak Field	1977-80	164	166	330
8. Thomas Everett	1983-86	204	121	325
9. Jordan Lake	2006-09	198	126	324
10. Gary Joe Kinne	1986-89	179	144	323
-- Taylor Young	2013-current	188	93	281

SOLO TACKLES

PLAYER	SEASONS	TT	AST	SOLO
1. Mike Singletary	1977-80	662	311	351
2. Maurice Lane	2002-05	365	117	248
3. Ray Berry	1983-86	380	149	231
4. Kris Micheaux	1997-00	351	137	214
5. Thomas Everett	1983-86	325	121	204
6. Bryce Hager	2011-14	322	120	202
7. Rodney Smith	1996-99	294	95	199
8. James Francis	1986-89	334	136	198
Jordan Lake	2006-09	324	126	198
10. Derrick Cash	2000-03	282	85	197
-- Taylor Young	2013-current	281	93	188

DEEP CONNECTIONS FOR RHULE AND NIXON

Baylor head coach Matt Rhule and co-offensive coordinator Jeff Nixon have a relationship that dates back more than 20 years. Rhule and Nixon were teammates at State College (Pa.) High School, then college teammates and roommates at Penn State from 1995-96. The two worked together in 2006 at Temple. Rhule hired Nixon, who has 10 years NFL experience, as his running backs coach and play caller in January 2017.

BAYLOR STAFF HAS TEXAS TIES

Despite Matt Rhule taking the reigns of the Baylor program with no experience in the state of Texas, he assembled a staff that includes eight coaches and support staffers that have spent time in the state. Tight ends coach Joey McGuire won three state titles in 14 seasons at Cedar Hill (Texas) High School. Assoc. AD for football relations David Wetzel, a BU letterman, was head coach at San Antonio Reagan from 2003-16 as part of a 25-year career. He also served as head of the Texas High School Football Coaches Association. Glenn Thomas is a native of Eastland, Texas and a Texas Tech graduate. Offensive analyst Shawn Bell played quarterback at Baylor and spent 10 years on the Texas high school sidelines. Associate director of player development Stephen Smith is a Dallas native that served as an assistant under McGuire for seven seasons. Additionally, three of Baylor's graduate assistant coaches are Texas natives.

SNOW BRINGS ONE OF NATION'S TOP DEFENSES

Following Matt Rhule to Baylor is defensive coordinator Phil Snow. A 38-year coaching veteran, Snow organized one of the top defenses in the country at Temple over the last four seasons. Since 2013, Snow's Temple unit ranked third nationally in red zone touchdown percentage (47.2 percent). Additionally, the Owls' defense allowed only 21.5 ppg in that stretch, the 10th lowest mark in Division I. Snow has served as a defensive coordinator for 26 seasons during his career at eight different stops.

BU FOOTBALL UNIFORM TRACKER

Baylor football enjoys a tremendous partnership with Nike that includes more than 120 jersey combinations. Below is a breakdown of each combination worn during the 2017 season.

DATE	OPPONENT	HELMET	JERSEY	PANTS
9/2	Liberty	Matte Green	Speed Machine Green	Speed Machine Green
9/9	UTSA	Matte Black	Speed Machine Green	Speed Machine Black
9/16	at Duke	Metallic Gold	Speed Machine White	Speed Machine Gold
9/23	Oklahoma			
9/30	at Kansas St.			
10/14	at Oklahoma St.			
10/21	West Virginia			
10/28	Texas			
11/4	at Kansas			
11/11	vs. Texas Tech			
11/18	Iowa State			
11/24	at TCU			

INJURIES A FACTOR EARLY

Baylor has had 17 players miss a combined 35 games through the first three weeks of 2017. Additionally, projected starter at safety Taion Sells missed the first three games due to a suspension. Below is a listing of Baylor's players that have missed time due to injury.

Name	Extremity	Games missed
Grayland Arnold	Upper	3
<i>Timarcus Davis</i>	<i>Lower</i>	<i>1</i>
Jordan Feuerbacher	Upper	2
<i>Davion Hall</i>	<i>Lower</i>	<i>1</i>
JaMycal Hasty	Lower	2
<i>Jameson Houston</i>	<i>Upper</i>	<i>1</i>
Lenoy Jones Jr.	Lower	3
Quan Jones	Upper	3
Tre'Von Lewis	Lower	3
<i>Rajah Preciado</i>	<i>Lower</i>	<i>1</i>
Abram Smith	Lower	3
KJ Smith	Lower	2
Anu Solomon	Upper	1
Raleigh Texada	Lower	3
Jordan Tolbert	Upper	3
Ish Wainright	Illness	1
Terence Williams	Upper	2

**Taion Sells will also miss three games due to suspension.

Italics have returned from injury.

CAREER RECORDS UPDATE

OFFENSE

RECEIVING YARDS

CAREER LEADERS

PLAYER	SEASONS	REC	AVG	YDS
1. Kendall Wright	2008-11	302	13.26	4,004
2. Terrance Williams	2009-12	202	16.50	3,334
3. KD Cannon	2014-16	195	15.96	3,113
4. Tevin Reese	2010-13	187	16.59	3,102
5. Corey Coleman	2013-15	173	17.39	3,009
6. Gerald McNeil	1980-83	163	16.26	2,651
7. Reggie Newhouse	1999-02	183	13.95	2,552
8. Antwan Goodley	2011-14	150	15.77	2,366
9. Lawrence Elkins	1962-64	144	14.54	2,094
10. Melvin Bonner	1989-92	92	21.57	1,984
11. Trent Shelton	2003-06	155	12.76	1,978
12. Dominique Zeigler	2003-06	166	11.58	1,923
13. Laneear Sampson	2009-12	165	11.55	1,905
14. Jay Lee	2012-15	101	16.83	1,700
15. Levi Norwood	2011-14	128	12.70	1,626
16. David Gettis	2006-09	116	13.41	1,555
17. Matt Clark	1984-87	81	18.27	1,480
18. Robert Quiroga	2000-03	131	11.28	1,478
19. Bruce Davis	1980-83	71	19.62	1,393
20. Charles Dancer	1972-73	87	15.98	1,390
21. Kalief Muhammad	1993-96	98	13.27	1,300
22. Marques Roberts	2001-04	91	13.43	1,222
23. Thomas White	2005-08	92	12.98	1,194
24. Morris Anderson	1995-98	83	14.13	1,173
25. Tommy Davidson	1974-77	88	12.74	1,121
26. Derek Davis	1968-70	74	14.95	1,106
27. Harold Riley	1948, 50-51	77	14.31	1,102
28. Derrius Thompson	1996-98	78	13.95	1,088
29. Robert Holt	1978-80	59	18.03	1,064
30. Harlan Lane	1964-65	88	11.77	1,036
31. George Cheshire	1965-67	81	12.77	1,034
32. Greg Anderson	1987-90	76	13.59	1,033
33. Chris Platt	2015-current	57	18.07	1,030
34. Stanley Williams	1949-51	65	15.83	1,029
35. Ronnie Goodwin	1960-62	64	15.77	1,009

RECEPTIONS OF 70+ YARDS

CAREER LEADERS

PLAYER	SEASONS	TOTAL
1. Melvin Bonner	1989-92	6
2. Terrance Williams	2009-12	5
3. Chris Platt	2015-current	4
4. KD Cannon	2014-16	3
Corey Coleman	2013-15	3
6. Tevin Reese	2010-13	2
Antwan Goodley	2011-14	2
8. 33 times		1

PUNTING

50-PLUS-YARD PUNTS

CAREER LEADERS SINCE 1964

PLAYER	SEASONS	P	50+
1. Daniel Sepulveda	2003-06	277	94
2. Derek Epperson	2007-10	224	49
3. Ron Stowe	1979-82	252	47
4. Kyle Atteberry	1997-99	221	46
5. Spencer Roth	2011-14	164	41
6. Pete Rutter	1986-89	191	39
7. Ed Marsh	1968-70	206	38
Buzzy Sawyer	1983-85	170	38
9. Adam Stiles	2000-01	151	33
10. Ty Atteberry	1993-96	165	26
-- Drew Galitz	2015-current	111	17

DEPTH CHART VS. DUKE

OFFENSE

WR	14 CHRIS PLATT (5-11, 173, JR.) 19 R.J. Sneed (6-2, 190, Fr.)
IR	13 TONY NICHOLSON (5-10, 185, SO.) 18 Gavin Holmes (5-11, 195, Fr.)
LT	76 MO PORTER (6-6, 310, SR.) 69 Josh Malin (6-5, 285, Jr.)
LG	68 ISHMAEL WILSON (6-5, 310, SR.) 63 Daniel Russell (6-1, 310, Sr.)
C	52 SAM TECKLENBURG (6-3, 296, SO.) 64 Ryan Miller (6-2, 295, Fr.)
RG	72 BLAKE BLACKMAR (6-5, 332, JR.) 55 Xavier Newman (6-3, 300, Fr.)
RT	77 PATRICK LAWRENCE (6-5, 300, JR.) 56 Tyrae Simmons (6-4, 297, Sr.)
TE	86 ROB SAULIN (6-5, 275, FR.) 87 Jayson Clements (6-3, 227, Jr.)
WR	15 DENZEL MIMS (6-3, 197, SO.) 17 Pooh Stricklin (6-2, 185, So.)
QB	11 ZACH SMITH (6-3, 225, SO.) 13 Charlie Brewer (6-1, 190, Fr.)
RB	7 JOHN LOVETT (6-2, 195, FR.) 25 Trestan Ebner (6-0, 205, Fr.)

DEFENSE

END	94 XAVIER JONES (6-3, 235, JR.) 52 Greg Roberts (6-5, 260, Jr.)
NT	9 IRA LEWIS (6-3, 290, JR.) 99 Bravvion Roy (6-1, 320, So.)
DT	92 MICHEAL JOHNSON (6-1, 280, SO.) 90 Tyrone Hunt (6-4, 285, So.)
RUSH	5 BRIAN NANCE (6-3, 250, SR.) 40 Deonte Williams (6-2, 225, R-Fr.)
WLB	1 TAYLOR YOUNG (5-9, 225, SR.) 38 Jordan Williams (5-11, 220, So.)
MLB	44 CLAY JOHNSTON (6-1, 220, SO.) 26 Terrel Bernard (6-1, 210, Fr.)
SLB	24 JALEN PITRE (6-0, 200, FR.) 15 Eric Ogor (5-10, 205, So.)
CB	31 HARRISON HAND (6-0, 190, FR.) 23 Jourdan Blake (5-11, 190, Jr.)
SS	28 HENRY BLACK (6-0, 200, SO.) 3 Chris Miller (6-0, 185, So.)
FS	12 DAVION HALL (6-1, 210, SR.) 27 Verkedric Vaughns (5-9, 190, Jr.)
CB	21 BLAKE LYNCH (6-3, 205, SO.) 11 Jameson Houston (5-11, 190, So.)

SPECIAL TEAMS

FG	96 CONNOR MARTIN (5-9, 180, SO.) 36 Drew Galitz (5-11, 205, Jr.)
KO	36 DREW GALITZ (5-11, 205, JR.) 96 Connor Martin (5-9, 180, So.)
P	36 DREW GALITZ (5-11, 205, JR.) 96 Connor Martin (5-9, 180, So.)
KR	21 BLAKE LYNCH (6-3, 205, SO.) 25 Trestan Ebner (6-0, 205, Fr.)
PR	13 TONY NICHOLSON (5-10, 185, SO.) 6 Trevor White (5-7, 165, Jr.)
LS	46 ROSS MATISCIK (6-0, 230, SO.)
SS	51 CHRIS LUTZEL (5-9, 205, SO.)
H	41 CLINT KELLY (6-1, 230, JR.) 46 Ross Maticcik (6-0, 230, So.)

CAREER STARTS

32	Taylor Young
29	Anu Solomon (27 at Arizona)
26	K.J. Smith
19	Chance Waz
16	Blake Blackmar, Patrick Lawrence
13	Davion Hall, Chris Platt
12	Ishmael Wilson
11	Jordan Feuerbacher, Greg Roberts
10	Ira Lewis
7	Terence Williams
6	Sam Tecklenburg
5	Tyrone Hunt, Clay Johnston, Blake Lynch, Zach Smith
4	Grayland Arnold, Denzel Mims, Taion Sells, Verkedric Vaughns
3	Harrison Hand, Jamie Jacobs, Xavier Jones, Jalen Pitre, Pooh Stricklin
2	Henry Black, Jourdan Blake, Kyle Boyd, Jameson Houston, Quan Jones, John Lovett, Ryan Miller, Mo Porter, Bravvion Roy, Deonte Williams
1	Micheal Johnson, JaMycal Hasty, Lenoy Jones Jr., Josh Malin, Jairon McVea, Chris Miller, Brian Nance, Tony Nicholson, Rob Saulin, BJ Thompson, Ish Wainright, Jordan Williams

CONSECUTIVE STARTS

16	Patrick Lawrence
15	Blake Blackmar
14	K.J. Smith

CAREER GAMES PLAYED

42	Ishmael Wilson
40	K.J. Smith
39	Chance Waz
38	Taylor Young
36	Davion Hall
32	Anu Solomon (30 at Arizona)
30	Jordan Feuerbacher
28	Taion Sells
29	Blake Blackmar, Drew Galitz, Patrick Lawrence, Chris Platt
28	Tyler Jaynes
26	Verkedric Vaughns
22	Andrew Morris, Greg Roberts
21	Xavier Jones, Ira Lewis, Jayson Clements (18 at SFA), Terence Williams
20	Jamie Jacobs
18	Quan Jones
16	Henry Black, Tyrone Hunt, Clay Johnston, Josh Malin, Ross Maticcik, Tony Nicholson, Mo Porter, Sam Tecklenburg, Jordan Williams
15	Chris Lutzel
14	Jourdan Blake, Kyle Boyd, Blake Lynch, Denzel Mims
13	JaMycal Hasty, Jameson Houston, Lenoy Jones Jr., Zach Smith
12	Jared Atkinson, Bravvion Roy
11	Grayland Arnold, Chris Miller, Pooh Stricklin
9	Rajah Preciado, Wyatt Schrepper
8	Trevor White
6	Micheal Johnson, Eric Ogor, Tyrae Simmons
5	Jarrold Koym, Connor Martin
3	Terrel Bernard, Dru Dixon, Trestan Ebner, Harrison Hand, Preston Heard, Iain Hunter, Marques Jones, Clint Kelly, John Lovett, Jairon McVea, Ryan Miller, Xavier Newman, Jalen Pitre, RJ Sneed, Deonte Williams
2	Timarcus Davis, Gavin Holmes, Dalton Justice, James Lynch, Daniel Russell, Rob Saulin, BJ Thompson, Ish Wainright
1	DJ Artis, Zack Bennema, Cody George, Obim Okeke, Thor Rodoni, Jim Threat

PRONUNCIATION GUIDE

ELEASAH Anderson	ELLY-aye-suh	Henry KLINGE	Kling	Thor RODONI	RUH-dohn-ee
GRAYLAND Arnold	GRAY-lund	Josh MALIN	MAY-luhn	BRAVVION Roy	BRAY-vee-on
TERREL Bernard	TUH-rell	Ross MATISCIK	Mat-IZ-sick	TAION Sells	TAY-on
Trestan EBNER	EBB-nurr	JAIRON MCVEA	JARE-un MICK-vay	TYRAE Simmons	Ty-RAY
Jordan FEUERBACHER	FUR-bahk-uhr	XAVIER Newman	ex-AY-vee-uhr	ANU Solomon	AH-new
Jake FRUHMORGEN	froo-MOHR-gehn	CHIDI OGBONNAYA	CHEE-dee OH-bug-nye-uh	RALEIGH TEXADA	RAW-lee tuh-HAH-duh
Drew GALITZ	GAY-litz	Eric OGOR	OH-gor	VERKEDRIC Vaughns	vuhr-KED-rick
DAVION Hall	DAY-vee-on	OBIM OKEKE	OH-bim OH-key-key	Chance WAZ	WAHZ
MARQUES Jones	MAR-kuss	Jalen PITRE	PEE-tree		
XAVIER Jones	ex-AY-vee-uhr	RAJAH PRECIADO	RAW-shuh PREE-shee-ahdo		

2017 GAME RECAPS

OVERALL: 0-3 (HOME 0-2, ROAD 0-1, NEUTRAL 0-0) | BIG 12 CONFERENCE: 0-0 (HOME 0-0, ROAD 0-0, NEUTRAL 0-0)

LIBERTY 48, BAYLOR 45

MCLANE STADIUM • WACO, TEXAS

SEPT. 2, 2017 • ATTENDANCE: 45,784

Anu Solomon threw for 278 yards and three touchdowns, adding 97 yards on six rushes, but Baylor came up short, falling 48-45 to the Liberty Flames in the season opener.

Solomon was 14 of 29 on passing, connecting once with Denzel Mims and twice with Chris Platt.

Platt finished with a team-high 102 yards on just three total receptions, while Mims totalled 85 on two catches.

Baylor's ground game stacked up 254 rushing yards and three touchdowns, with Solomon's efforts complemented by true freshman John Lovett and sophomore JaMycal Hasty.

Lovett had 89 yards rushing and two touchdowns, while Hasty finished with 56 yards rushing and one touchdown.

POSTGAME NOTES

- Solomon surpassed the 7,000-career passing yards milestone, throwing for 278 yards (14-29) vs. Liberty. His career total stands at (7,200).
- Junior Chris Platt scored a career-high-tying two touchdowns, surpassing the 100-yards receiving mark with 102 total yards for the second time in his career (114 vs. Oklahoma State on Sept. 24, 2016).
- Freshman Johnathan Lovett is Baylor's first true freshmen to rush for two touchdowns in a single game since quarterback Nick Florence vs. Kent State on Oct. 3, 2009.
- Freshman Harrison Hand led the Baylor defense with 11 tackles, including seven solo stops, in his debut.

SCORING SUMMARY

LIBERTY	6	11	17	14	--	48
BAYLOR	0	17	14	14	--	45

1st	11:27	LU	Probert, Alex 27 yd field goal
	02:35	LU	Probert, Alex 41 yd field goal
2nd	13:59	BU	Mims, Denzel 45 yd pass from Solomon, Anu (Martin, Connor kick)
	11:38	LU	Gandy-Golden, Antonio 40 yd pass from Calvert, Stephen (Lewis, M. rush)
	09:38	BU	Hasty, JaMycal 14 yd run (Martin, Connor kick)
	05:17	LU	Probert, Alex 33 yd field goal
	00:12	BU	Martin, Connor 39 yd field goal
3rd	13:53	LU	Turner, Chris 32 yd interception return (Probert, Alex kick)
	13:31	BU	Platt, Chris 20 yd pass from Solomon, Anu (Martin, Connor kick)
	05:48	LU	Probert, Alex 31 yd field goal
	05:37	BU	Platt, Chris 75 yd pass from Solomon, Anu (Martin, Connor kick)
	00:24	LU	Gandy-Golden, Antonio 13 yd pass from Calvert, Stephen (Probert, Alex kick)
4th	12:11	LU	Calvert, Stephen 8 yd run (Probert, Alex, kick)
	10:39	BU	Lovett, John 3 yd run (Martin, Connor kick)
	06:12	LU	Jones, Spencer 26 yd pass from Calvert, Stephen (Probert, Alex kick)
	05:00	BU	Lovett, John 34 yd run (Martin, Connor kick)

STATISTICS

TEAM STATS	LU	BU
FIRST DOWNS	31	22
RUSHES-YARDS (NET)	43-138	34-254
PASSING YDS (NET)	447	278
Passes Att-Comp-Int	60-44-0	30-14-2
TOTAL OFFENSE PLAYS-YARDS	103-585	64-532
Fumble Returns-Yards	0-0	0-0
Punt Returns-Yards	0-0	0-0
Kickoff Returns-Yards	2-44	3-53
Interception Returns-Yards	2-30	0-0
Punts (Number-Avg)	3-40.3	4-40.8
Fumbles-Lost	2-0	1-0
Penalties-Yards	8-95	7-61
Possession Time	38:16	21:44
Third-Down Conversions	15 of 24	4 of 12
Fourth-Down Conversions	2 of 2	2 of 2
Red-Zone Scores-Chances	6-6	3-3
Sacks By: Number-Yards	0-0	1-2

INDIVIDUAL STATISTICS

RUSHING: LU-MOSLEY, Carrington 28-122; HICKSON, Frankie 8-17; CALVERT, Stephen 6-0; TEAM 1-minus 1. BU-Solomon, Anu 6-97; Lovett, John 14-89; Hasty, JaMycal 11-56; Platt, Chris 2-11; Dixon, Dru 1-1.

PASSING: LU-CALVERT, Stephen 44-60-0-447. BU-Solomon, Anu 14-29-1-278; Smith, Zach 0-1-1-0.

RECEIVING: LU-GANDY-GOLDEN, Antonio 13-192; KING, Damian 10-66; FITZGERALD, Marquis 6-47; REDDICK, Cephas 4-48; STUBBS, DJ 3-19; MOSLEY, Carrington 2-18; MATTHEWS, Kentory 2-4; JONES, Spencer 1-26; MCCONNELL, Lionell 1-12; KENNEDY, Thomas 1-9; FOUTZ, Zac 1-6. BU-Nicholson, Tony 5-28; Platt, Chris 3-102; Stricklin, Pooch 3-60; Mims, Denzel 2-85; Hasty, JaMycal 1-3.

INTERCEPTIONS: LU-TURNER, Chris 1-32; TILLMON, Brandon 1-minus 2. BU-None.

FUMBLES: LU-CALVERT, Stephen 1-0; KING, Damian 1-0. BU-Solomon, Anu 1-0.

SACKS (UA-A): LU-None. BU-Lewis, Ira 1-0.

TACKLES (UA-A): Liberty-PETERS, Jeremy 6-1; BROWN, Dia Vante 3-1; DAVIS, Rion 3-1; TILLMON, Brandon 3-1; WELLS, Juwan 2-2; JACKSON, Corbin 1-3; AVERY, Tolen 3-0; MATTHEWS, Malik 3-0; BENTON, Elijah 2-0; TURNER, Chris 2-0; RUSINS, Raifs 2-0; MCGINTY, Solomon 1-1; FAULK, Jimmy 1-1; MCKINNEY, Jaylyn 0-2; IRONS, Lucas 1-0; STOREY, Gregg 0-1. Baylor-Hand, Harrison 7-4; Vaughns, Verkedric 9-1; Young, Taylor 6-2; Pitre, Jalen 5-2; McVea, Jaiiron 6-0; Lewis, Ira 3-3; Johnston, Clay 3-3; Waz, Chance 3-2; Lynch, Blake 4-0; Smith, K.J. 2-2; Roy, Bravvion 2-2; Roberts, Greg 3-0; Hunt, Tyrone 3-0; Blake, Jourdan 3-0; Nance, Brian 3-0; Williams, Jordan 2-1; Black, Henry 2-0; Miller, Chris 1-0; Johnson, Micheal 1-0; Lovett, John 1-0; Platt, Chris 1-0; Thompson, BJ 1-0; Jones, Xavier 0-1; Jacobs, Jamie 0-1.

UTSA 17, BAYLOR 10

MCLANE STADIUM • WACO, TEXAS

SEPT. 9, 2016 • ATTENDANCE: 41,923

True freshman John Lovett carried the load for the offense, pounding out 72 yards on the ground in a 17-10 loss for Baylor (0-2) to the UTSA Roadrunners (1-0).

Anu Solomon passed for 121 yards and a touchdown on 10 of 26 passing, connecting with Denzel Mims on the lone Baylor touchdown in the game.

Mims finished with 62 receiving yards on three receptions, followed closely behind by Chris Platt's 58 yards on four catches.

After the Bears struck first with the Solomon-Mims touchdown in the second quarter, 17 unanswered points by UTSA proved to be too much to overcome for BU.

POSTGAME NOTES

- Senior linebacker Taylor Young leads Baylor with 31 career starts. He closed the game with five total tackles and four solo stops.
- Freshman running back Johnathan Lovett has amassed 161 rushing yards in the first two games of the season, which is the sixth-best rushing start to a season at Baylor since 2000.
- Sophomore linebacker Clay Johnston recorded a new career-high in tackles in the first half alone with eight. He finished the game with 10 stops, including a career-best nine solo tackles.
- Junior wide receiver Chris Platt leads the Baylor receiving corps with a reception in eight consecutive games and in 14 of the last 15 contests.
- Junior defensive lineman Xavier Jones set a career-high with 1.5 sacks.
- Six of Baylor's seven touchdown scoring drives this season have occurred in 2:00 or less.

SCORING SUMMARY

UTSA	0	7	7	3	--	17
BAYLOR	0	7	0	3	--	10

2nd	08:33	BU	Mims, Denzel 20 yd pass from Solomon, Anu (Martin, Connor kick)
	00:27	UTSA	Stewart, Josh 7 yd pass from Sturm, Dalton (Falcon, Victor kick)
3rd	13:15	UTSA	Thomas Jr., Kerry 29 yd pass from Sturm, Dalton (Falcon, Victor kick)
4th	14:12	UTSA	Falcon, Victor 38 yd field goal
	02:40	BU	Martin, Connor 20 yd field goal

STATISTICS

TEAM STATS	UTSA	BU
FIRST DOWNS	20	14
RUSHES-YARDS (NET)	45-220	31-137
PASSING YDS (NET)	155	137
Passes Att-Comp-Int	20-15-0	27-11-1
TOTAL OFFENSE PLAYS-YARDS	65-375	58-274
Fumble Returns-Yards	0-0	0-0
Punt Returns-Yards	1-1	1-1
Kickoff Returns-Yards	2-25	2-31
Interception Returns-Yards	1-2	0-0
Punts (Number-Avg)	5-40.0	6-42.3
Fumbles-Lost	1-1	2-0
Penalties-Yards	10-75	10-98
Possession Time	38:52	21:08
Third-Down Conversions	7 of 16	2 of 11
Fourth-Down Conversions	0 of 1	1 of 3
Red-Zone Scores-Chances	1-1	2-3
Sacks By: Number-Yards	4-22	3-16

INDIVIDUAL STATISTICS

RUSHING: UTSA-Jalen Rhodes 20-103; Dalton Sturm 12-98; Tyrell Clay 9-25; Brett Winnegan 1-minus 2; Team 3-minus 4. BU-Lovett, John 18-72; Nicholson, Tony 1-31; Platt, Chris 1-26; Solomon, Anu 10-9; TEAM 1-minus 1.

PASSING: UTSA-Dalton Sturm 15-20-0-155. BU-Solomon, Anu 10-26-1-121; Smith, Zach 1-1-0-16.

RECEIVING: UTSA-Josh Stewart 5-54; Kerry Thomas Jr. 4-59; Dannon Cavil 2-25; Greg Campbell Jr. 2-13; Brady Jones 1-3; Jalen Rhodes 1-1. BU-Platt, Chris 4-58; Mims, Denzel 3-62; Lovett, John 3-10; Nicholson, Tony 1-7.

INTERCEPTIONS: UTSA-Nate Gaines 1-2. BU-None.

FUMBLES: UTSA-Matt Guidry 1-1. BU-Solomon, Anu 2-0.

SACKS (UA-A): UTSA-Eric Banks 1-0; Marcus Davenport 1-0; La'Kel Bass 0-1; Josiah Tauaefa 0-1; Kevin Strong Jr. 1-0. BU-Jones, Xavier 1-1; Ogor, Eric 1-0; Lewis, Ira 0-1.

TACKLES (UA-A): UTSA-Carl Austin III 4-2; C.J. Levine 2-3; Devron Davis 4-0; Darryl Godfrey 2-2; Eric Banks 3-0; Marcus Davenport 2-1; La'Kel Bass 2-1; Nate Gaines 2-0; Brennan Johnson 2-0; Andrew Martel 1-1; Austin Juepe 1-1; Josiah Tauaefa 1-1; Javontavius Mosley 0-2; Les Maruo 1-0; Blaze Moorhead 1-0; Kevin Strong Jr. 1-0; Jarrod Carter-McLin 0-1; King Newton 0-1; Dannon Cavil 0-1; DeQuarius Henry 0-1. BU-Johnston, Clay 9-1; Miller, Chris 5-1; Young, Taylor 4-1; Williams, Deonte 4-0; Houston, Jameson 4-0; Hall, Davion 4-0; Lynch, Blake 2-2; Pitre, Jalen 3-0; Lewis, Ira 2-1; Jones, Xavier 2-1; Hand, Harrison 2-0; Black, Henry 1-1; Blake, Jourdan 1-1; Ogor, Eric 1-1; Vaughns, Verkedric 1-0; McVea, Jaiiron 1-0; Johnson, Micheal 1-0; Roy, Bravvion 1-0; Solomon, Anu 1-0; Williams, Jordan 0-1; Lynch, James 0-1.

2017 GAME RECAPS

OVERALL: 0-3 (HOME 0-2, ROAD 0-1, NEUTRAL 0-0) | BIG 12 CONFERENCE: 0-0 (HOME 0-0, ROAD 0-0, NEUTRAL 0-0)

DUKE 34, BAYLOR 20

WALLACE WADE STADIUM • DURHAM, N.C.

SEPT. 16, 2017 • ATTENDANCE: 26,714

Zach Smith made his first start of the 2017 season, throwing for 263 yards and three touchdowns, but Baylor (0-3) couldn't overcome its four turnovers, falling 34-20 to the Duke Blue Devils (3-0).

The big-play potential for the Bears was on full display, with Smith connecting with Denzel Mims on a 44-yard touchdown and Chris Platt on 73- and 79-yard scoring bombs.

Platt totaled 148 yards and two touchdowns on just four receptions.

Baylor's defense continued making strides, piling up five sacks, two turnovers, and holding Duke to just 4 for 18 on third-down conversions.

In the closing seconds of the third quarter, Platt's second touchdown of the game brought BU back to within four entering the fourth. Duke went on to score 10 unanswered points, halting the BU comeback bid.

POSTGAME NOTES

- Baylor held Duke to 4-of-18 on third-down conversions. Duke entered the game ranked 8th nationally going 21-of-36 on third-down conversions.
- Baylor forced its first turnover under Rhule on a fumble recovery by Deonte Williams in the first quarter.
- QB Zach Smith, who started for the first time this season, made his fifth career start and has thrown for at least 200 yards and 2 TDs in every start
- WR Chris Platt had a career-high 148 receiving yards for his second career 100-yard receiving game.
- WR Platt caught a 73-yard TD pass and 79-yard TD pass for his third and fourth TD catches of the season and second and third TD catches of 70 or more yards. He has nine career TD catches and four TDs of more than 70 yards.
- Underclassmen have accounted for 64% (157 of 245) of Baylor's tackles through three games. Underclassmen had 63 of 89 tackles (71%) at Duke.

SCORING SUMMARY

BAYLOR	7	0	13	0	--	20
DUKE	7	7	10	10	--	34

1st 14:28	BU	Mims, Denzel 44 yd pass from Smith, Zach (Martin, Connor kick)
13:36	DU	Wilson, Shaun 50 yd run (Parker, Austin kick)
2nd 14:21	DU	Brown, Brittain 34 yd run (Parker, Austin kick)
3rd 12:12	DU	Wilson, Shaun 65 yd run (Parker, Austin kick)
11:30	BU	Platt, Chris 73 yd pass from Smith, Zach (Martin, Connor kick)
05:09	DU	Parker, Austin 45 yd field goal
00:05	BU	Platt, Chris 79 yd pass from Smith, Zach (Martin, Connor kick failed)
4th 11:31	DU	Humphreys, Ben 22 yd interception return (Parker, Austin kick)
04:57	DU	Parker, Austin 26 yd field goal

STATISTICS

TEAM STATS	BU	DU
FIRST DOWNS	9	24
RUSHES-YARDS (NET)	27-57	51-246
PASSING YDS (NET)	263	184
Passes Att-Comp-Int	34-12-3	35-20-1
TOTAL OFFENSE PLAYS-YARDS	61-320	86-430
Fumble Returns-Yards	0-0	0-0
Punt Returns-Yards	0-0	3--12
Kickoff Returns-Yards	1-13	3-63
Interception Returns-Yards	1-0	3-49
Punts (Number-Avg)	7-51.4	8-40.9
Fumbles-Lost	2-1	2-1
Penalties-Yards	11-100	5-54
Possession Time	21:03	38:57
Third-Down Conversions	1 of 12	4 of 18
Fourth-Down Conversions	0 of 3	2 of 2
Red-Zone Scores-Chances	0-0	2-4
Sacks By: Number-Yards	5-36	3-24

INDIVIDUAL STATISTICS

RUSHING: Baylor-Dixon,Dru 9-28; Lovett,John 9-21; Smith,Zach 7-10; Platt,Chris 1-minus 1; Lynch,Blake 1-minus 1. Duke-Wilson, S 18-176; Brown, B 18-86; Harris, Q 2-2; TEAM 2-minus 4; Jones, D 11-minus 14.

PASSING: Baylor-Smith,Zach 12-34-3-263. Duke-Jones, D 20-35-1-184.

RECEIVING: Baylor-Platt,Chris 4-148; Nicholson,Tony 3-29; Mims,Denzel 2-67; Sneed,R.J. 1-11; Ebner,Trestan 1-6; Stricklin,Pooh 1-2. Duke-Wilson, S 5-33; Brown, B 4-71; Rahming, T.J. 4-28; Lloyd, J 3-26; Taylor, C 1-8; Koppenhaver, D 1-8; Chambers, Q 1-7; Bracey, S 1-3.


INTERCEPTIONS: Baylor-Black, Henry 1-0. Duke-Humphreys, B 1-22; McDuffie, J 1-17; Giles-Harris, J 1-10.

FUMBLES: Baylor-Smith,Zach 2-1. Duke-Wilson, S 1-1; Jones, D 1-0.

SACKS (UA-A): Baylor-Nance,Brian 2-0; Johnston,Clay 1-0; Ogor,Eric 1-0; Lewis,Ira 1-0. Duke-Ramsay, M 1-0; Carter II, M 1-0; McSwain, T 1-0.

TACKLES (UA-A): Baylor-Johnston,Clay 6-7; Roy,Bravvion 3-5; Hand,Harrison 7-0; Williams,Jordan 3-3; Hall,Davion 3-3; Nance,Brian 4-1; Lewis,Ira 4-1; Miller,Chris 1-4; Ogor,Eric 4-0; Pitre,Jalen 4-0; Preciado,Rajah 2-1; Young,Taylor 2-1; Hunt,Tyrene 1-2; Williams,Deonte 0-3; Roberts,Greg 1-1; McVea,Jairon 1-1; Lynch,Blake 1-1; Vaughns,Verkedric 0-2; Maticcik,Ross 1-0; Blackmar,Blake 1-0; Davis,Timarcus 1-0; Jacobs,Jamie 1-0; Jones,Xavier 0-1; Houston,Jameson 0-1. Duke-Giles-Harris, J 6-6; Humphreys, B 4-2; Ramsay, M 4-1; Fields Jr., B 3-0; McDuffie, J 2-1; Hayes, J 1-2; Saxton II, A 1-2; Hornbuckle, T 0-2; Dimukeje, V 0-2; Gilbert, M 1-0; McSwain, T 1-0; Jordan, D 1-0; Tangelo, D 1-0; Feamster, B 1-0; Carter II, M 1-0.

PLAYER SPOTLIGHTS



4
GRAYLAND ARNOLD
 CB • 5-9 • 190 • SO. • 1L
 KOUNTZE, TEXAS (KOUNTZE HS)

Physical, aggressive defensive back ... Likely starter at corner, broke arm one week before 2017 opener ... Voted single-digit number by teammates in August 2017 ... Made four starts as freshman in 2016.

2017 (Sophomore): Missed games at Duke, vs. UTSA and Liberty due to injury.

ARNOLD CAREER STATISTICS

DEFENSIVE									
YEAR	G/GS	UT	AT	TT	TFL-YD	QBS-YD	FF/FR	PBU	INT-YD
2016	11/4	17	3	20	2.0-10	0-0	0/0	4	0-0
2017	0/0	0	0	0	0-0	0-0	0/0	0	0-0
CAREER	11/4	17	3	20	2.0-10	0-0	0/0	4	0-0

CAREER BESTS

Tackles: 4 vs. Kansas (10/15/16)
Solo Tackles: 4 vs. Kansas (10/15/16)
Tackles-For-Loss: 2 vs. Boise State (12/27/16)
Interceptions: N/A
Forced Fumbles: N/A
Fumble Recoveries: N/A
Pass Breakups: 2 at WVU (12/3/16)



26
TERREL BERNARD
 LB • 6-1 • 210 • FR • HS
 LA PORTE, TEXAS (LA PORTE HS)

Hard-hitting freshman linebacker ... Listed as second-team middle linebacker.

2017 (Freshman): Did not play at Duke due to injury ... Played vs. UTSA but did not record any stats ... Made collegiate debut vs. Liberty but did not record any stats.

BERNARD CAREER STATISTICS

DEFENSIVE									
YEAR	G/GS	UT	AT	TT	TFL-YD	QBS-YD	FF/FR	PBU	INT-YD
2017	2/0	0	0	0	0-0	0-0	0/0	0	0-0
CAREER	2/0	0	0	0	0-0	0-0	0/0	0	0-0

CAREER BESTS

Tackles: N/A
Solo Tackles: N/A
Tackles-For-Loss: N/A
Sacks: N/A
Interceptions: N/A
Forced Fumbles: N/A
Fumble Recoveries: N/A
QB Hurries: N/A



23
JOURDAN BLAKE
 CB • 5-11 • 190 • JR. • 2L
 PRINCETON, TEXAS (PRINCETON HS)

Fourth-year junior defensive back ... Listed as second team at one corner spot ... Moved to corner during 2017 spring practice ... Played in eight games in 2016 ... Son of former Buffalo Bills defensive line coach and Oklahoma head coach John Blake.

2017 (Junior): Played but did not record any stats at Duke ... Started vs. UTSA, had two tackles ... Made first career start vs. Liberty while totaling first three career tackles, first TFL and first PBU.

BLAKE CAREER STATISTICS

DEFENSIVE									
YEAR	G/GS	UT	AT	TT	TFL-YD	QBS-YD	FF/FR	PBU	INT-YD
2015	3/0	0	0	0	0-0	0-0	0/0	0	0-0
2016	8/0	0	0	0	0-0	0-0	0/0	0	0-0
2017	3/2	4	1	5	1.0-1	0-0	0/0	1	0-0
CAREER	14/2	4	1	5	1.0-1	0-0	0/0	1	0-0

CAREER BESTS

Tackles: 3 vs. Liberty (9/2/17)
Solo Tackles: 3 vs. Liberty (9/2/17)
Tackles-For-Loss: 1.0 vs. Liberty (9/2/17)
Interceptions: N/A
Forced Fumbles: N/A
Fumble Recoveries: N/A
Pass Breakups: 1 vs. Liberty (9/2/17)



28
HENRY BLACK
 S • 6-0 • 200 • SO. • 1L
 SHREVEPORT, LA. (WOODLAWN HS)

Third-year defensive back ... Listed as backup at strong safety entering 2017.

2017 (Sophomore): Started at Duke, had first career interception ... Made first career start vs. UTSA while making two tackles ... Tallied two tackles vs. Liberty.

BLACK CAREER STATISTICS

DEFENSIVE									
YEAR	G/GS	UT	AT	TT	TFL-YD	QBS-YD	FF/FR	PBU	INT-YD
2015									
2016	13/0	6	2	8	0-0	0-0	0/0	0	0-0
2017	3/2	3	1	4	0-0	0-0	0/0	0	1-0
CAREER	16/2	9	3	12	0-0	0-0	0/0	0	1-0

CAREER BESTS

Tackles: 6 at Oklahoma (11/12/16)
Solo Tackles: 5 at Oklahoma (11/12/16)
Tackles-For-Loss: N/A
Interceptions: 1 at Duke (9/16/17)
Forced Fumbles: N/A
Fumble Recoveries: N/A
Pass Breakups: N/A

PLAYER SPOTLIGHTS



13 CHARLIE BREWER

QB • 6-1 • 190 • FR. • HS
AUSTIN, TEXAS (LAKE TRAVIS HS)

Enrolled January 2017 and completed spring practice ... Athletic, accurate, smart QB with good intangibles ... Listed as backup QB, was one of three QBs in mix to start in fall camp ... Set national high school completion percentage record as all-state senior while winning state title ... Grandfather, father, uncle and older brother all played quarterback in college.

Freshman (2017): Dressed at Duke, vs. UTSA and Liberty but did not play.

BREWER CAREER STATISTICS

PASSING

YEAR	G/GS	CMP	ATT	PCT	YDS	INT	TD	EFF.	LP/OPPONENT
2017	--								
CAREER	--								

CAREER BESTS

PASSING

Attempts: N/A
Completions: N/A
Yards: N/A
Touchdowns: N/A
Longest Pass: N/A



87 JAYSON CLEMENTS

TE • 6-3 • 227 • JR. • RS
WACO, TEXAS (STEPHEN F. AUSTIN)

Second-year tight end sat out last season as transfer from Stephen F. Austin ... Emerged as backup TE in fall camp ... Waco native played at Midway High School.

2017 (Junior): Played at Duke but did not record any stats ... Played vs. UTSA but did not record any stats ... Made Baylor debut vs. Liberty but did not record any stats.

CLEMENTS CAREER STATISTICS

RECEIVING

YEAR	G/GS	REC	YDS	AVG	TD	LP/OPPONENT
2016			redshirt			
2017	3/0	0	0	N/A	0	N/A
CAREER	3/0	0	0	N/A	0	N/A

CAREER BESTS

RECEIVING

Receptions: N/A
Receiving Yards: N/A
Touchdowns: N/A
Longest Reception: N/A



44 DRU DIXON

RB • 6-1 • 230 • FR. • HS
PHOENIX, ARIZ. (PINNACLE HS)

Powerful freshman running back ... Expected to contribute in goalline and short-yardage situations ... Spent 2016 season at Air Force Prep in Colorado Springs, Colorado.

2017 (Freshman): Played at Duke, had career highs of nine carries, 28 yards and 17-yard rush ... Played but did not record any stats vs. UTSA ... Made collegiate debut vs. Liberty, tallying one carry for one yard and one kickoff return for 29 yards.

DIXON CAREER STATISTICS

RUSHING

YEAR	G/GS	ATT	YD	AVG	TD	LP/OPPONENT
2017	3/0	10	29	2.9	0	17/at Duke
CAREER	3/0	10	29	2.9	0	17/at Duke

RECEIVING

YEAR	G/GS	REC	YD	AVG	TD	LP/OPPONENT
2017	3/0	0	0	N/A	0	N/A
CAREER	3/0	0	0	N/A	0	N/A

CAREER BESTS


RUSHING

Attempts: 9 at Duke (9/16/17)
Yards: 28 at Duke (9/16/17)
Touchdowns: N/A
Longest Rush: 17 at Duke (9/16/17)

CAREER BESTS

RECEIVING

Receptions: N/A
Receiving Yards: N/A
Touchdowns: N/A
Longest Reception: N/A



25 TRESTAN EBNER

RB • 6-0 • 205 • FR • HS
HENDERSON, TEXAS (HENDERSON HS)

Freshman in mix at running back ... Converted from receiver during fall 2017.

2017 (Freshman): Posted one kick return for 13 yards at Duke along with first career catch for six yards ... Had two kick returns vs. UTSA for 31 yards, including long of 23 ... Made collegiate debut vs. Liberty but did not record any stats.

EBNER CAREER STATISTICS

RUSHING

YEAR	G/GS	ATT	YD	AVG	TD	LP/OPPONENT
2017	3/0	0	0	N/A	0	N/A
CAREER	3/0	0	0	N/A	0	N/A

RECEIVING

YEAR	G/GS	REC	YD	AVG	TD	LP/OPPONENT
2017	3/0	1	6	6.0	0	6/at Duke
CAREER	3/0	1	6	6.0	0	6/at Duke

CAREER BESTS

RUSHING

Attempts: N/A
Yards: N/A
Touchdowns: N/A
Longest Rush: N/A

CAREER BESTS

RECEIVING

Receptions: 1 at Duke (9/16/17)
Receiving Yards: 6 at Duke (9/16/17)
Touchdowns: N/A
Longest Reception: 6 at Duke (9/16/17)

PLAYER SPOTLIGHTS



85

JORDAN FEUERBACHER

TE • 6-4 • 271 • SR. • 3L
KINGWOOD, TEXAS (KINGWOOD PARK HS)

Three-year letterman ... Returning starting tight end ... 2017 Preseason All-Big 12 (Lindy's, Phil Steele) ... Former early enrollee participated in fourth spring drills in 2017 ... 2016 All-Big 12 second team (ProFootballFocus) ... 2017 Mackey Award watch list.


2017 (Senior): Missed games at Duke and vs. UTSA due to injury ... Started vs. Liberty but did not record any stats.

FEUERBACHER CAREER STATISTICS

RECEIVING							
YEAR	G/GS	REC	YDS	AVG	TD	LP/OPPONENT	
2014	12/0	2	15	7.5	0	9/NSU	
2015	4/1	0	0	0.0	0	—	
2016	13/9	7	104	14.9	2	36/Oklahoma State	
2017	1/1	0	0	N/A	0	N/A	
CAREER	30/11	9	119	13.2	2	36/Oklahoma St. 2016	

CAREER BESTS

RECEIVING
Receptions: 2 vs. Northwestern State (9/6/14); vs. OSU (9/24/16)
Receiving Yards: 50 vs. Oklahoma State (9/24/16)
Touchdowns: 1 vs. NSU (9/4/16); at Rice (9/16/16)
Longest Reception: 36 vs. Oklahoma State (9/24/16)



36

DREW GALITZ

P/K • 5-11 • 205 • JR. • 2L
ROWLETT, TEXAS (ROWLETT HS)

Junior two-time All-Big 12 punter ... Also primary kickoff man and option for long field goals ... 2017 Ray Guy Awards Watch List ... 2017 Preseason All-Big 12 (Phil Steele) ... Honorable mention All-Big 12 following 2016 season ... Named 2016 preseason All-Big 12 by Phil Steele ... Primary punter all 13 games as true freshman in 2015, averaged 40.7 yards ... Former prep All-American.

2017 (Junior): Ranks second in FBS and first in Big 12 in net punting (46.5) and 18th and first in punting (45.7) ... Named Ray Guy Award Punter of the Week after posting seven punts for 360 yards (51.4) with three inside 20 and career long boots of 68 and 70 yards at Duke while kicking off four times for 234 yards (58.5) ... Punted six times for 254 yards (42.3) with long of 53 and two inside 20 against UTSA while posting three kickoffs for 187 yards (62.3) and one touchback ... Had four punts for 163 yards (40.8) with long of 45 yards while also posting eight kickoffs for 470 yards (58.8) and four touchbacks.

GALITZ CAREER STATISTICS

PUNTING							
YEAR	G	NO	YDS	AVG	50+	IN20	LP/OPPONENT
2015	13	40	1,627	40.7	7	11	61/Texas Tech
2016	13	54	2,246	41.6	6	12	62/Two times
2017	3	17	777	45.7	3	5	70/at Duke
CAREER	29	111	4,650	41.9	16	28	70/at Duke

KICKING

YEAR	G/GS	KO	YDS	AVG	TB	OB
2015	13/0	0	0	N/A	0	0
2016	13/0	80	5,003	62.5	22	4
2017	3/0	15	891	59.4	5	2
CAREER	29/0	95	5,894	62.1	27	6

PLACE-KICKING

YEAR	G/GS	PAT-A	PCT	FG-A	PCT	TP
2015	13/0	0-0	N/A	0-0	N/A	0
2016	13/0	0-0	N/A	0-1	.000	0
2017	3/0	0-0	N/A	0-0	N/A	0
CAREER	29/0	0-0	N/A	0-1	.000	0

CAREER BESTS

PUNTING
Punts: 10 at TCU (11/27/15)
Punting Yards: 401 at TCU (11/27/15)
Longest Punt: 70 at Duke (9/16/17)
Punts Inside 20: 4 at TCU (11/27/15)

CAREER BESTS

Longest FG: N/A
Most FGs: N/A
Most PATs: N/A
Most Points: N/A



12

DAVION HALL

S • 6-1 • 210 • SR • 3L
TEXARKANA, TEXAS (LIBERTY-EYLAU HS)

Athletic, fourth-year senior ... 2018 Reese's Senior Bowl Watch List ... Former receiver moved to defense prior to 2016 spring drills ... Listed as starter at strong safety entering 2017 fall camp but missed most of camp due to injury ... Made 20 receptions and two TDs in two seasons at receiver (six career starts) ... Former prep All-American and early enrollee participated in fourth spring drills in 2016 ... Named to spring 2015 and 2017 Big 12 Commissioner's Honor Roll.

2017 (Senior): Started at Duke, made six tackles ... Returned from injury to start vs. UTSA, had four tackles ... Missed Liberty game due to injury.

HALL CAREER STATISTICS

DEFENSIVE										
YEAR	G/GS	UT	AT	TT	TFL-YD	QBS-YD	FF/FR	PBU	INT-YD	
2014	11/2	4	2	6	0-0	0-0	0/0	0	0-0	
2015	13/4	11	1	12	0-0	0-0	0/0	0	0-0	
2016	11/5	37	15	52	2.0-6	0-0	1/0	3	1-62	
2017	2/2	7	3	10	0-0	0-0	0/0	0	0-0	
CAREER	37/13	59	21	80	2.0-6	0-0	1/0	3	1-62	

CAREER BESTS

Tackles: 16 vs. Kansas State (11/19/16)
Solo Tackles: 11 vs. Kansas State (11/19/16)
Tackles-For-Loss: 1.0 at Rice (9/16/16); at Texas (10/29/16)
Sacks: N/A
PBUs: 1 vs. SMU (9/10/16); at Rice (9/16/16); vs. KU (10/15/16)
INTs: 1 vs. SMU (9/10/16)
Forced Fumbles: 1 vs. Kansas State (11/19/16)
Recovered Fumbles: N/A

PLAYER SPOTLIGHTS



31
HARRISON HAND
 CB • 6-0 • 190 • FR • HS
 CHERRY HILL, N.J. (CHERRY HILL WEST HS)

Physical, athletic true freshman corner ... Earned starting spot during fall camp 2017.
2017 (Freshman): Ranks 48th in FBS and sixth in Big 12 in solo tackles per game (5.3) ... Started at Duke, made seven tackles, all solo to tie career high in solo stops ... Started vs. UTSA, had two tackles ... Started in collegiate debut vs. Liberty, posting team-high 11 tackles and two PBUs.

HAND CAREER STATISTICS									
DEFENSIVE									
YEAR	G/GS	UT	AT	TT	TFL-YD	QBS-YD	FF/FR	PBU	INT-YD
2017	3/3	16	4	20	0-0	0-0	0/0	2	0-0
CAREER	3/3	16	4	20	0-0	0-0	0/0	2	0-0

CAREER BESTS
Tackles: 11 vs. Liberty (9/2/17)
Solo Tackles: 7 vs. Liberty (9/2/17); at Duke (9/16/17)
Tackles-For-Loss: N/A
Interceptions: N/A
Forced Fumbles: N/A
Fumble Recoveries: N/A
Pass Breakups: 2 vs. Liberty (9/2/17)



18
GAVIN HOLMES
 WR • 5-11 • 195 • FR • HS
 JUSTIN, TEXAS (NORTHWEST HS)

Speedy freshman receiver ... Reserve at inside receiver spot and punt returner.
2017 (Freshman): Played but did not record any stats at Duke ... Made collegiate debut vs. UTSA but did not record any stats ... Dressed but did not play vs. Liberty.

HOLMES CAREER STATISTICS						
RECEIVING						
YEAR	G/GS	REC	YD	AVG	TD	LP/OPPONENT
2017	2/0	0	0	N/A	0	N/A
CAREER	2/0	0	0	N/A	0	N/A

CAREER BESTS
RECEIVING
Receptions: N/A
Receiving Yards: N/A
Touchdowns: N/A
Longest Reception: N/A



11
JAMESON HOUSTON
 CB • 5-11 • 190 • SO. • 1L
 AUSTIN, TEXAS (ST. MICHAEL'S ACADEMY)

Third-year sophomore ... Tall defensive back with speed, listed as starter at cornerback entering 2017 ... Played in 11 games with two starts in 2016 ... Sat out 2015 as redshirt.
2017 (Sophomore): Had one tackle and one PBU at Duke ... Made season debut vs. UTSA, made four tackles (career-high four solo) ... Missed season-opener vs. Liberty due to injury.

HOUSTON CAREER STATISTICS									
DEFENSIVE									
YEAR	G/GS	UT	AT	TT	TFL-YD	QBS-YD	FF/FR	PBU	INT-YD
2016	11/2	17	5	22	0-0	0-0	0/0	4	3-116
2017	2/0	4	1	5	0-0	0-0	0/0	1	0-0
CAREER	13/2	21	6	27	0-0	0-0	0/0	5	3-116

CAREER BESTS
Tackles: 5 vs. Kansas (10/15/16)
Solo Tackles: 4 vs. UTSA (9/9/17)
Tackles-For-Loss: 0.5 vs. Kansas (10/15/16)
PBUs: 1, five times, last at Duke (9/16/17)
Forced Fumbles: 1 at Texas (10/29/16)
Recovered Fumbles: 1 at Texas (10/29/16)



90
TYRONE HUNT
 DT • 6-4 • 285 • SO. • 1L
 ARP, TEXAS (ARP HS)

Third-year sophomore defensive lineman ... In mix at defensive tackle ... Saw action in all 13 games as redshirt freshman with five starts ... 2016 Motel 6 Cactus Bowl Defensive MVP ... Sat out 2015 as redshirt.
2017 (Sophomore): Made three tackles, 0.5 TFLs and first career QB hurry at Duke ... Played vs. UTSA but did not record any stats ... Registered three tackles and one TFL vs. Liberty.

HUNT CAREER STATISTICS									
DEFENSIVE									
YEAR	G/GS	UT	AT	TT	TFL-YD	QBS-YD	FF/FR	QBH	INT-YD
2015									
2016	13/5	20	10	30	5.0-21	2.0-15	0/0	0	0-0
2017	3/0	4	2	6	1.5-3	0-0	0/0	1	0-0
CAREER	16/5	24	12	36	6.5-24	2.0-15	0/0	1	0-0

CAREER BESTS
Tackles: 8 at Oklahoma (11/12/16)
Solo Tackles: 6 at Oklahoma (11/12/16)
Tackles-For-Loss: 3.0 at Oklahoma (11/12/16)
Sacks: 2.0 vs. Boise State (12/27/16)
QB Hurries: 1 at Duke (9/16/17)
Forced Fumbles: N/A
Fumbles Recovered: N/A

PLAYER SPOTLIGHTS



43

JAMIE JACOBS

DE • 6-3 • 240 • JR. • 2L
WACO, TEXAS (MIDWAY HS)

Second-string at the RUSH position ... Has played in 17 games with three starts entering 2017 ... Listed as one of two backups to senior K.J. Smith at defensive end position.

2017 (Junior): Made one tackle at Duke ... Played but did not record any stats vs. UTSA ... Notched one tackle vs. Liberty.

JACOBS CAREER STATISTICS									
DEFENSIVE									
YEAR	G/GS	UT	AT	TT	TFL-YD	QBS-YD	FF/FR	QBH	INT-YD
2014									
				redshirt					
2015	4/0	1	1	2	0-0	0-0	0/0	0	0-0
2016	13/3	11	6	17	2.5-5	1.0-2	1/0	0	0-0
2017	3/0	1	1	2	0-0	0-0	0/0	0	0-0
CAREER	20/3	13	8	21	2.5-5	1.0-2	1/0	0	0-0

CAREER BESTS

Tackles: 3 vs. TCU (11/5/16)

Solo Tackles: 2 at Texas (10/29/16); vs. TCU (11/5/16); vs. Boise State (12/27/16)

Tackles-For-Loss: 1.0 at Texas (10/29/16)

Sacks: 0.5 vs. SMU (9/10/16); at WVU (12/3/16)

QB Hurries: 2 vs. Northwestern State (9/2/16)

Forced Fumbles: N/A

Fumbles Recovered: N/A



92

MICHEAL JOHNSON

DT • 6-1 • 280 • SO. • 1L
MISSOURI CITY, TEXAS (HIGHTOWER HS)

Backup at the defensive tackle spot ... Appeared in three games as true freshman in 2016 ... 2016 Academic All-Big 12 Rookie team.

2017 (Sophomore): Played but did not record any stats at Duke ... Made first career start vs. UTSA, had first career TFL ... Posted one tackle vs. Liberty.

JOHNSON CAREER STATISTICS									
DEFENSIVE									
YEAR	G/GS	UT	AT	TT	TFL-YD	QBS-YD	FF/FR	QBH	INT-YD
2016	3/0	2	2	4	0-0	0-0	0/0	1	0-0
2017	3/1	2	0	2	1.0-4	0-0	0/0	0	0-0
CAREER	6/1	5	2	6	1.0-4	0-0	0/0	1	0-0

CAREER BESTS

Tackles: 2 vs. Kansas (10/15/16)

Solo Tackles: 1, four times, last vs. UTSA (9/9/17)

Tackles-For-Loss: 1.0 vs. UTSA (9/9/17)

Sacks: N/A

Interceptions: N/A

Forced Fumbles: N/A

Fumble Recoveries: N/A

QB Hurries: 1 at Texas (10/29/16)



44

CLAY JOHNSTON

LB • 6-1 • 220 • SO. • 1L
ABILENE, TEXAS (WYLIE HS)

Third-year sophomore linebacker ... Listed as starting middle linebacker entering 2017 ... Played in 13 games with two starts in 2016 ... Sat out 2015 as redshirt ... Father, Kent, spent over two decades as strength and conditioning coach, most recently with the NFL's San Diego Chargers.

2017 (Sophomore): Ranks fifth in FBS and second in Big 12 in TFLs per game (2.2), 20th and third in solo tackles per game (6.0) and 27th and third in tackles per game (9.7) ... Started, tallied career highs of 13 tackles, one sack, three TFLs and two QB hurries at Duke ... Started vs. UTSA, made career-high 10 tackles (career-high nine solo) and one TFL ... Started, had then-career highs of six tackles and 2.5 TFLs along with first forced fumble and one QB hurry vs. Liberty.

JOHNSTON CAREER STATISTICS									
DEFENSIVE									
YEAR	G/GS	UT	AT	TT	TFL-YD	QBS-YD	FF/FR	QBH	INT-YD
2015									
				redshirt					
2016	13/2	14	12	26	4.0-14	0-0	0/0	1	1-65
2017	3/3	18	11	29	6.5-21	1.0-7	1/0	3	0-0
CAREER	16/5	32	23	55	10.5-35	1.0-7	1/0	4	1-65

CAREER BESTS

Tackles: 13 at Duke (9/16/17)

Solo Tackles: 9 vs. UTSA (9/9/17)

Tackles-For-Loss: 3.0 at Duke (9/16/17)

Sacks: 1.0 at Duke (9/16/17)

Interceptions: 1 vs. Kansas (10/15/16)

Forced Fumbles: 1 vs. Liberty (9/2/17)

Fumble Recoveries: N/A

QB Hurries: 2 at Duke (9/16/17)



94

XAVIER JONES

DE • 6-3 • 235 • JR. • 2L
MAGNOLIA, TEXAS (MAGNOLIA WEST HS)

Fourth-year junior lineman ... Contributor at defensive end ... Played in all 13 games with two starts in 2016 ... Played in five games as redshirt freshman in 2015.

2017 (Junior): Started, notched one tackle at Duke ... Made three tackles with career-high 1.5 sacks vs. UTSA ... Had one tackle and 0.5 TFLs vs. Liberty.

X. JONES CAREER STATISTICS									
DEFENSIVE									
YEAR	G/GS	UT	AT	TT	TFL-YD	QBS-YD	FF/FR	QBH	INT-YD
2014									
				redshirt					
2015	5/0	1	0	1	0-0	0-0	0/0	0	0-0
2016	13/2	15	9	24	7.5-27	1.0-9	1/0	1	0-0
2017	3/1	2	3	5	2.0-5	1.5-3	0/0	0	0-0
CAREER	21/3	18	12	30	9.5-32	2.5-12	1/0	1	0-0

CAREER BESTS

Tackles: 6 at Texas (10/29/16)

Solo Tackles: 3 vs. OSU (9/24/16); at Texas (10/29/16)

Tackles for loss: 2.0 vs. OSU (9/24/16); at Texas (10/29/16)

Sacks: 1.5 vs. UTSA (9/9/17)

Forced Fumbles: 1 at Texas (10/29/16)

QB Hurries: 1 at Oklahoma (11/12/16)

PLAYER SPOTLIGHTS



9

IRA LEWIS

DT • 6-3 • 290 • JR • 2L
HOUSTON, TEXAS (LAMAR HS)

Fourth-year junior lineman ... Listed as starter at nose tackle ... Voted into single-digit jersey by teammates in August 2017.

2017 (Junior): Ranks 35th in FBS and sixth in Big 12 in TFLs per game (1.5) and 41st and second in sacks per game (0.83) ... Started, had five tackles, one sack and 2.5 TFLs at Duke ... Started, made three tackles with 0.5 sacks vs. UTSA ... Started, recorded six tackles, career-high-tying three solo stops, 1.5 TFLs and one sack vs. Liberty.

LEWIS CAREER STATISTICS

DEFENSIVE									
YEAR	G/GS	UT	AT	TT	TFL-YD	QBS-YD	FF/FR	QBH	INT-YD
2014									
				redshirt					
2015	5/0	0	0	0	0-0	0-0	0/0	0	0-0
2016	13/7	21	15	36	7.5-34	3.0-20	0/1	3	0-0
2017	3/3	9	5	14	4.5-16	2.5-13	0/0	0	0-0
CAREER	21/10	30	20	50	12.0-50	5.5-33	0/1	3	0-0

CAREER BESTS

- Tackles:** 8 at Iowa State (10/1/16)
- Solo Tackles:** 4 at Duke (9/16/17)
- Tackles-For-Loss:** 3.0 vs. Northwestern State (9/2/16)
- Sacks:** 1.0, four times, last at Duke (9/16/17)
- Forced Fumbles:** N/A
- Fumbles Recovered:** vs. Kansas (10/15/16)
- QB Hurries:** 1 vs. Northwestern State (9/2/16); OSU (9/24/16); at Texas (10/29/16)



7

JOHNATHAN LOVETT

RB • 6-2 • 195 • FR • HS
BURLINGTON, N.J. (CHEROKEE HS)

True freshman all-around back ... Second-string running back ... Voted single-digit number by teammates in August 2017.

2017 (Freshman): Started, carried nine times for 21 yards at Duke ... With 161 rushing yards in first two games of season, had sixth best rushing start to season at Baylor since 2000 ... Had first career start vs. UTSA, rushing career-high 18 times for 72 yards and making first three career catches for 10 yards ... Made collegiate debut vs. Liberty, rushing 14 times for 89 yards and two TDs, including 34-yard TD run, to become Baylor's first true freshmen to rush for two TDs since QB Nick Florence vs. Kent State on Oct. 3, 2009 ... Had most rushing yards by BU freshman since at least 2000 with 89 vs. Liberty.

LOVETT CAREER STATISTICS

RUSHING						
YEAR	G/GS	ATT	YD	AVG	TD	LP/OPPONENT
2017	3/2	41	182	4.4	2	34/Liberty (TD)
CAREER	3/2	41	182	4.4	2	34/Liberty (TD)

RECEIVING

YEAR	G/GS	REC	YD	AVG	TD	LP/OPPONENT
2017	3/2	3	10	3.3	0	4/UTSA
CAREER	3/2	3	10	3.3	0	4/UTSA

CAREER BESTS

- RUSHING**
- Attempts:** 18 vs. UTSA (9/9/17)
- Yards:** 89 vs. Liberty (9/2/17)
- Touchdowns:** 2 vs. Liberty (9/2/17)
- Longest Rush:** 34 vs. Liberty (9/2/17) (TD)

CAREER BESTS

- RECEIVING**
- Receptions:** 3 vs. UTSA (9/9/17)
- Receiving Yards:** 10 vs. UTSA (9/9/17)
- Touchdowns:** N/A
- Longest Reception:** 4 vs. UTSA (9/9/17)

PLAYER SPOTLIGHTS



21
BLAKE LYNCH
 WR/DB • 6-3 • 205 • SO • 1L
 GILMER, TEXAS (GILMER HS)

Versatile sophomore that is likely to see action at 4-5 different positions ... Could see action at receiver, running back, defensive back and in return game ... 2017 Preseason All-Big 12 (Athlon) ... Saw action at both running back and receiver in 2016 ... Finished with 484 yards of total offense and three touchdowns ... Early enrollee in January 2015, participated in second spring drills in 2016 ... Former prep All-American ... Served on mission trip to Brazil during summer 2017.

2017 (Sophomore): Ranks 39th in FBS and second in Big 12 in PBUs per game (1.3) ... Made first start on defense, posted two tackles and one PBU while also rushing oen time for loss of one yard at Duke ... Had four career-high-tying four tackles and one PBU vs. UTSA ... Played first career collegiate game on defensive side of ball vs. Liberty, recording four tackles and two PBUs.

LYNCH CAREER STATISTICS

RECEIVING						
YEAR	G/GS	REC	YD	AVG	TD	LP/OPPONENT
2015			redshirt			
2016	11/3	34	404	11.9	3	57/at Iowa State
2017	3/1	0	0	N/A	0	N/A
CAREER	14/4	34	404	11.9	3	57/at Iowa State

RUSHING						
YEAR	G/GS	ATT	YD	AVG	TD	LP/OPPONENT
2015			redshirt			
2016	11/3	12	80	6.7	0	21/at Oklahoma
2017	3/1	1	-1	-1.0	0	-1/at Duke
CAREER	14/4	13	79	6.1	0	21/at Oklahoma

DEFENSIVE									
YEAR	G/GS	UT	AT	TT	TFL-YD	QBS-YD	FF/FR	PBU	INT-YD
2015									
2016	11/3	0	0	0	0-0	0-0	0/0	0	0-0
2017	3/1	7	3	10	0-0	0-0	0/0	4	0-0
CAREER	14/4	7	3	10	0-0	0-0	0/0	4	0-0

CAREER BESTS
RECEIVING
Receptions: 6 vs. SMU (9/10/16); vs. TCU (11/5/16); vs. KSU (11/20/16)
Receiving Yards: 95 vs. SMU (9/10/16)
Longest Reception: 57 at ISU (10/11/16)
Touchdowns: 1 vs. NSU (9/2/16); vs. SMU (9/10/16); vs. KSU (11/20/16)

CAREER BESTS
RUSHING
Attempts: 6 at Oklahoma (11/12/16)
Yards: 58 at Oklahoma (11/12/16)
Touchdowns: N/A
Longest Rush: 21 at Oklahoma (11/12/16)

CAREER BESTS
Tackles: 4 vs. Liberty (9/2/17); vs. UTSA (9/9/17)
Solo Tackles: 4 vs. Liberty (9/2/17)
Tackles-For-Loss: N/A
PBUs: 2 vs. Liberty (9/2/17)
Forced Fumbles: N/A
Recovered Fumbles: N/A



96
CONNOR MARTIN
 K/P • 5-9 • 180 • SO • 1L
 FRISCO, TEXAS (CENTENNIAL HS)

Sophomore place kicker ... Primary option on field goals and extra points ... Saw action in two games as freshman.

2017 (Sophomore): Went 2-for-3 on PATs at Duke ... Made both PAT and FG attempts (20 yards) vs. UTSA ... Made first collegiate field goal attempt from 39 yards out vs. Liberty while also going 4-for-4 on PATs for career-high seven points.

MARTIN CAREER STATISTICS

PLACE-KICKING						
YEAR	G/GS	PAT-A	PCT	FG-A	PCT	TP
2016	2/0	5-5	1.000	0-0	--	5
2017	3/0	7-8	87.5	2-2	1.000	13
CAREER	5/0	12-13	92.3	2-2	1.000	18

CAREER BESTS
Longest FG: 39 vs. Liberty (9/2/17)
Most FGs: 1 vs. Liberty (9/2/17); vs. UTSA (9/9/17)
Most PATs: 5 vs. Oklahoma State (9/24/16)
Most Points: 7 vs. Liberty (9/2/17)



42
JAIRON MCVEA
 S • 5-11 • 175 • R-FR • RS
 RICHMOND, TEXAS (GEORGE RANCH HS)

Speedy defensive back ... Clocked 4.32 in 40-yard dash during summer 2017 testing ... Listed as started at free safety entering 2017.

2017 (Redshirt Freshman): Posted two tackles at Duke ... Made one tackle vs. UTSA ... Started in collegiate debut vs. Liberty, posting six tackles.

MCVEA CAREER STATISTICS

DEFENSIVE									
YEAR	G/GS	UT	AT	TT	TFL-YD	QBS-YD	FF/FR	PBU	INT-YD
2016									
2017	3/1	8	1	9	0-0	0-0	0/0	0	0-0
CAREER	3/1	8	1	9	0-0	0-0	0/0	0	0-0

CAREER BESTS
Tackles: 6 vs. Liberty (9/2/17)
Solo Tackles: 6 vs. Liberty (9/2/17)
Tackles-For-Loss: N/A
Interceptions: N/A
Forced Fumbles: N/A
Fumble Recoveries: N/A
Pass Breakups: N/A

PLAYER SPOTLIGHTS



3
CHRIS MILLER
 S • 6-0 • 185 • SO • 1L
 FRISCO, TEXAS (LONE STAR HS)

Second-year defensive back ... Listed as starter at strong safety entering 2017 ... Voted into single-digit jersey by teammates in August 2017.

2017 (Sophomore): Made five tackles at Duke ... Totaled career highs of six tackles and five solo stops vs. UTSA ... Made first collegiate start vs. Liberty, tallying one tackle.

MILLER CAREER STATISTICS										
DEFENSIVE										
YEAR	G/GS	UT	AT	TT	TFL-YD	QBS-YD	FF/FR	PBU	INT-YD	
2016	8/0	4	2	6	0-0	0-0	0/0	0	0-0	
2017	3/1	5	5	12	0-0	0-0	0/0	0	0-0	
CAREER	11/1	11	7	18	0-0	0-0	0/0	0	0-0	

CAREER BESTS
Tackles: 6 vs. UTSA (9/9/17)
Solo Tackles: 5 vs. UTSA (9/9/17)
Tackles-For-Loss: N/A
Interceptions: N/A
Forced Fumbles: N/A
Fumble Recoveries: N/A
Pass Breakups: N/A



15
DENZEL MIMS
 WR • 6-3 • 197 • SO • 1L
 DAINGERFIELD, TEXAS (DAINGERFIELD HS)

Second-year tall, rangy wide receiver ... Listed as starter at one wide receiver position entering 2017 ... Played in 11 games as true freshman in 2016 with one start (vs. SMU).

2017 (Sophomore): Ranks third in FBS with three catches of 40 or more yards, seventh with six grabs of 20 or more yards and 11th with three catches of 30 or more yards ... Ranks third in FBS and first in Big 12 in yards per catch (30.6), 20th and third in receiving TDs (3), 68th and 10th in receiving yards (214) and 79th and 12th in receiving yards per game (71.3) ... Has at least one TD catch in each of first three games this season (KD Cannon had one or more in each of first three games in 2016 and Corey Coleman had one or more in first eight games in 2015) ... Started at Duke, had two catches for 67 yards, including 44-yard TD ... Started vs. UTSA, posted career-high-tying three catches for 62 yards with 20-yard TD grab ... Started vs. Liberty, had career-high 85 receiving yards on two catches, including first career TD on career-long, 45-yard grab.

MIMS CAREER STATISTICS						
RECEIVING						
YEAR	G/GS	REC	YD	AVG	TD	LP/OPPONENT
2016	11/1	4	24	6.0	0	10/at Rice
2017	3/3	7	214	30.6	3	45/Liberty (TD)
CAREER	14/4	11	238	21.6	3	45/Liberty (TD) (2017)

CAREER BESTS
Receptions: 3 vs. SMU (9/10/16); vs. UTSA (9/9/17)
Receiving Yards: 85 vs. Liberty (9/2/17)
Touchdowns: 1 vs. Liberty (9/2/17); vs. UTSA (9/9/17); at Duke (9/16/17)
Longest Reception: 45 vs. Liberty (9/2/17) (TD)



5
BRIAN NANCE
 DE • 6-3 • 250 • SR • 2L
 EULESS, TEXAS (HARGRAVE MILITARY ACADEMY)

Fifth-year senior defensive lineman ... Listed as starter at RUSH entering 2017 ... Voted into single-digit jersey by teammates in August 2017 ... 2011 prep All-American ... Named to spring 2015 Big 12 Commissioner's Honor Roll.

2017 (Senior): Had career highs of five tackles, four solo stops, two sacks and two TFLs while also forcing fumble at Duke ... Played but did not record any stats vs. UTSA ... Made first collegiate start vs. Liberty, posted three tackles, including career-high three solo stops, along with one PBU.

NANCE CAREER STATISTICS										
DEFENSIVE										
YEAR	G/GS	UT	AT	TT	TFL-YD	QBS-YD	FF/FR	QBH	INT-YD	
2013										redshirt
2014	13/0	3	3	6	0.5-2	0-0	0/1	0	0-0	
2015	13/0	6	3	9	3.0-13	2.0-12	2/0	3	0-0	
2016										did not play
2017	3/1	7	1	8	2.0-15	2.0-15	1/0	0	0-0	
CAREER	29/1	16	7	23	5.5-30	4.0-27	3/1	3	0-0	

CAREER BESTS
Tackles: 5 at Duke (9/16/17)
Solo Tackles: 4 at Duke (9/16/17)
Tackles for loss: 2.0 at Duke (9/16/17)
Sacks: 2.0 at Duke (9/16/17)
Forced Fumbles: 1.0 vs. Rice (9/26/15); vs. Oklahoma (11/14/15); at Duke (9/16/17)
Fumble Recoveries: 1 vs. Buffalo (9/12/14)
QB Hurries: 2 vs. Iowa State (10/24/15)

PLAYER SPOTLIGHTS



13
TONY NICHOLSON
 WR • 5-10 • 185 • SO • 1L
 GRAND PRAIRIE, TEXAS (S. GRAND PRAIRIE HS)

Dynamic playmaker at both receiver and in the return game ... Listed as starter at inside receiver ... 2017 Preseason All-Big 12 (Athlon, Phil Steele) ... First-team All-Big 12 (Phil Steele) and honorable mention All-Big 12 returner (coaches) in 2016 ... 2016 Big 12 leader in punt return yards (10.21) ... Moved to offense from defensive back in 2016 fall camp.

2017 (Sophomore): Posted three grabs for 29 yards with career-long catch of 19 yards at Duke ... Had one rush for career-high 31 yards, one catch for seven yards and one punt return for one yard vs. UTSA ... Made first collegiate start vs. Liberty, caught first five career passes for 28 yards.

NICHOLSON CAREER STATISTICS

RECEIVING						
YEAR	G/GS	REC	YD	AVG	TD	LP/OPPONENT
2015			redshirt			
2016	13/0	0	0	0.0	0	--
2017	3/1	9	64	7.1	0	19/at Duke
CAREER	16/1	9	64	7.1	0	19/at Duke

RUSHING						
YEAR	G/GS	ATT	YD	AVG	TD	LP/OPPONENT
2015			redshirt			
2016	13/0	1	3	3.0	0	3/Kansas State
2017	3/1	1	31	31.0	0	31/UTSA
CAREER	16/1	2	34	17.0	0	31/UTSA

KICK RETURNS						
YEAR	G/GS	RET	YD	AVG	TD	LP/OPPONENT
2015			redshirt			
2016	13/0	18	339	18.8	0	28/Texas Tech
2017	3/1	0	0	N/A	0	N/A
CAREER	16/1	18	339	18.8	0	28/Texas Tech

PUNT RETURNS						
YEAR	G/GS	RET	YD	AVG	TD	LP/OPPONENT
2015			redshirt			
2016	13/0	19	194	10.2	0	44/Northwestern State
2017	3/1	1	1	1.0	0	1/UTSA
CAREER	16/1	20	195	9.8	0	44/Northwestern State

CAREER BESTS
RECEIVING
 Receptions: 5 vs. Liberty (9/2/17)
 Receiving Yards: 28 vs. Liberty (9/2/17)
 Longest Reception: 19 at Duke (9/16/17)

CAREER BESTS
RUSHING
 Attempts: 1 vs. Kansas State (11/19/16); vs. UTSA (9/9/17)
 Yards: 31 vs. UTSA (9/9/17)
 Longest Rush: 3 vs. UTSA (9/9/17)

CAREER BESTS
KICK RETURNS
 Returns: 6 vs. TCU (11/5/16)
 Yards: 102 vs. TCU (11/5/16)
 Longest Return: 28 vs. Texas Tech (11/25/16)

CAREER BESTS
PUNT RETURNS
 Returns: 4 vs. Northwestern State (9/2/16)
 Yards: 83 vs. Northwestern State (9/2/16)
 Longest Return: 44 vs. Northwestern State (9/2/16)



15
ERIC OGOR
 LB • 5-10 • 205 • SO • SQ
 ODESSA, TEXAS (MIDLAND CHRISTIAN)

Physical, athletic third-year linebacker ... Played in three games as redshirt freshman in 2016 ... Sat out 2015 as redshirt.

2017 (Sophomore): Posted career highs of four tackles, four solo stops, one sack, two TFLs, one PBU and one QB hurry at Duke ... Had two tackles and first career sack vs. UTSA ... Played but did not record any stats vs. Liberty.

OGOR CAREER STATISTICS

DEFENSIVE									
YEAR	G/GS	UT	AT	TT	TFL-YD	QBS-YD	FF/FR	PBU	INT-YD
2015									
				redshirt					
2016	3/0	2	3	5	0-0	0-0	0/0	1	0-0
2017	3/0	5	1	6	3.0-19	2.0-16	0/0	1	0-0
CAREER	6/0	7	4	11	3.0-19	2.0-16	0/0	2	0-0

CAREER BESTS
 Tackles: 4 at Duke (9/16/17)
 Solo Tackles: 4 at Duke (9/16/17)
 Tackles-For-Loss: 2.0 at Duke (9/16/17)
 Sacks: 1.0 vs. UTSA (9/9/17); at Duke (9/16/17)
 Interceptions: N/A
 Forced Fumbles: N/A
 Fumble Recoveries: N/A
 QB Hurries: 1 at Duke (9/16/17)



24
JALEN PITRE
 LB • 6-0 • 200 • FR • HS
 STAFFORD, TEXAS (STAFFORD HS)

Rangy linebacker that is listed as starter at SLB ... Enrolled in January 2017 ... Earned praise from coaching staff during first spring practice ... Selected to Big 12 Commissioner's Honor Roll in spring 2017.

2017 (Freshman): Started, had four tackles and one QB hurry at Duke ... Started, made three tackles and first career TFL vs. UTSA ... Started in collegiate debut vs. Liberty, tallied seven tackles.

PITRE CAREER STATISTICS

DEFENSIVE									
YEAR	G/GS	UT	AT	TT	TFL-YD	QBS-YD	FF/FR	PBU	INT-YD
2017	3/3	12	2	14	1.0-2	0-0	0/0	0	0-0
CAREER	3/3	12	2	14	1.0-2	0-0	0/0	0	0-0

CAREER BESTS
 Tackles: 7 vs. Liberty (9/2/17)
 Solo Tackles: 5 vs. Liberty (9/2/17)
 Tackles-For-Loss: 1.0 vs. UTSA (9/9/17)
 Sacks: N/A
 Interceptions: N/A
 Forced Fumbles: N/A
 Fumble Recoveries: N/A
 QB Hurries: 1 at Duke (9/16/17)

PLAYER SPOTLIGHTS



14
CHRIS PLATT
WR • 5-11 • 173 • JR • 2L
WILLIS, TEXAS (WILLIS HS)

Fourth-year junior receiver and returner ... Listed as starter at wide receiver on preseason depth chart ... Named 2016 preseason All-Big 12 kick returner by Phil Steele ... Competed for Baylor track and field squad in 2017 ... Season-best of 47.49 in 400 meters ... Earned All-America honors in 4x400m relay ... Helped 4x400m team to Big 12 title in 2017 ... Also ran on Baylor's 4x400-meter relay team at 2015 NCAA Outdoor meet.

2017 (Junior): Ranks first in FBS with three catches of 60 or more yards, first with three catches of 70 or more yards, tied for first with three catches of 50 or more yards, third with three catches of 40 or more yards and 11th with three catches of 30 or more yards ... Ranks fifth in FBS and second in Big 12 in receiving TDs (4), sixth and third in yards per catch (28.0), 16th and fourth in receiving yards (308), 18th and fifth in receiving yards per game (102.7), 28th and third in total TDs (4) and 54th and third in all purpose yards per game (122.7) ... Four of nine career TD catches have been of 70 or more yards and three of four in 2017 ... Ranks second among active FBS players with four catches of 70 or more yards and is one of five players to have 70-plus-yard catch in multiple seasons ... Ranks third at Baylor in career catches of 70 or more yards (4) and tied for second on single-season list with three in 2017 (Melvin Bonner had four in 1991) ... Has one or more catches in nine straight games and 15 of last 16 ... After game at Duke, became Baylor's 35th WR to tally over 1,000 career receiving yards, currently ranks 33rd ... Started, had four catches for career-high 148 yards, tied career high with two TDs, one for 73 yards and one for 79 yards, at Duke for third career 100-yard game and second this season while rushing one time for minus one yards ... Started vs. UTSA, posted four catches for 58 yards and one rush for 26 yards ... Started vs. Liberty, notched three catches for 102 yards and career-high-tying two TDs, including 75-yard TD, for second career 100-yard game while also rushing twice for 11 yards and returning two kickoffs for 24 yards.

PLATT CAREER STATISTICS

RECEIVING						
YEAR	G/GS	REC	YD	AVG	TD	LP/OPPONENT
2014			redshirt			
2015	13/1	11	155	14.1	1	42/SMU (TD)
2016	13/9	35	567	16.2	4	89/Oklahoma State (TD)
2017	3/3	11	308	28.0	4	79/at Duke (TD)
CAREER	29/13	57	1,030	18.1	9	89/Oklahoma St. 2016 (TD)

KICK RETURNS						
YEAR	G/GS	REC	YD	AVG	TD	LP/OPPONENT
2014			redshirt			
2015	13/1	13	359	27.6	0	84/West Virginia
2016	13/9	0	0	0.0	0	--
2017	3/3	2	24	12.0	0	14/Liberty
CAREER	29/13	15	383	25.5	0	84/West Virginia

CAREER BESTS
Receptions: 6 vs. Boise State (12/27/16)
Receiving Yards: 148 at Duke (9/16/17)
Longest Reception: 89 vs. Oklahoma State (9/24/16) (TD)
Touchdowns: 2 vs. Oklahoma State (9/24/16); vs. Liberty (9/2/17); at Duke (9/16/17)



52
GREG ROBERTS
DE • 6-5 • 260 • JR • 2L
NACOGDOCHES, TEXAS (NACOGDOCHES HS)

Fourth-year junior defensive lineman ... Starting candidate with Xavier Jones at defensive end ... Named to fall 2014 Big 12 Commissioner's Honor Roll ... Father, Greg Sr., is former NFL player and 1978 Outland Trophy award winner.

2016 (Sophomore): Made two tackles at Duke ... Had first career blocked FG vs. UTSA ... Started vs. Liberty, had three tackles and one TFL.

ROBERTS CAREER STATISTICS

DEFENSIVE									
YEAR	G/GS	UT	AT	TT	TFL-YD	QBS-YD	FF/FR	QBH	INT-YD
2014					redshirt				
2015	5/0	2	0	2	0-0	0-0	0/0	0	0-0
2016	13/10	16	11	27	3.5-12	0-0	1/0	5	0-0
2017	3/1	4	1	5	1.0-1	0-0	0/0	0	0-0
CAREER	21/11	22	12	34	4.5-13	0-0	1/0	5	0-0

CAREER BESTS
Tackles: 6 at West Virginia (12/3/16)
Solo Tackles: 4 vs. TCU (11/5/16); at West Virginia (12/3/16)
Tackles for loss: 2.0 vs. TCU (11/5/16)
Sacks: N/A
QB Hurries: 2 vs. SMU (9/10/16)
Forced Fumbles: 1 vs. Boise State (12/27/16)
Fumbles Recovered: N/A



99
BRAVVION ROY
DT • 6-1 • 320 • SO • 1L
SPRING, TEXAS (SPRING HS)

Sophomore defensive tackle ... Listed as backup at nose tackle entering 2017 ... Played in nine games with one start as true freshman.

2017 (Sophomore): Started at Duke, had career highs of eight tackles, three solo stops and 1.5 TFLs ... Made one tackle vs. UTSA ... Had career highs of four tackles, two solo stops and 0.5 TFLs vs. Liberty.

ROY CAREER STATISTICS

DEFENSIVE									
YEAR	G/GS	UT	AT	TT	TFL-YD	QBS-YD	FF/FR	QBH	INT-YD
2016	9/1	5	2	7	0-0	0-0	0/0	0	0-0
2017	3/1	6	7	13	2.0-3	0-0	0/0	0	0-0
CAREER	12/2	11	9	20	2.0-3	0-0	0/0	0	0-0

CAREER BESTS
Tackles: 8 at Duke (9/16/17)
Solo Tackles: 3 at Duke (9/16/17)
Tackles for loss: 1.5 at Duke (9/16/17)
Sacks: N/A
QB Hurries: 1 vs. SMU (9/10/16)
Forced Fumbles: N/A
Fumbles Recovered: N/A

PLAYER SPOTLIGHTS



86

ROB SAULIN

TE • 6-5 • 275 • FR • HS
PENNSVILLE, N.J. (PENNSVILLE MEMORIAL HS)

Moved from offensive line to tight end during fall camp ... Praised for quick transition and listed as backup TE ... Three-time all-league lineman on both sides of ball as prep.

2017 (Freshman): Made first career start at Duke but did not record any stats ... Made Baylor debut vs. UTSA but did not record any stats ... Dressed vs. Liberty but did not play.

SAULIN CAREER STATISTICS

RECEIVING						
YEAR	G/GS	REC	YDS	AVG	TD	LP/OPPONENT
2017	1/0	0	0	N/A	0	N/A
CAREER	1/0	0	0	N/A	0	N/A

CAREER BESTS

RECEIVING
Receptions: N/A
Receiving Yards: N/A
Touchdowns: N/A
Longest Reception: N/A



2

TAION SELLS

S • 5-8 • 185 • SR • 3L
IRVING, TEXAS (MACARTHUR HS)

Fifth-year safety with starting experience ... Missed 2016 season due to injury ... Uncle, Joe Walker, played in NFL (Titans/Colts) and at Nebraska.

2017 (Redshirt Senior): Missed games at Duke, vs. UTSA and Liberty due to team suspension.

SELLS CAREER STATISTICS

DEFENSIVE									
YEAR	G/GS	UT	AT	TT	TFL-YD	QBS-YD	FF/FR	PBU	INT-YD
2013	9/0	5	1	6	0-0	0-0	0/0	1	1-28
2014	6/0	4	1	5	0-0	0-0	0/0	0	0-0
2015	13/4	35	8	43	3.5-4	0-0	0/0	3	1-9
2016									redshirted
2017	0/0	0	0	0	0-0	0-0	0/0	0	0-0
CAREER	28/4	44	10	54	3.5-4	0-0	0/0	4	2-37

CAREER BESTS

Tackles: 13 at TCU (11/27/15)
Solo Tackles: 11 at TCU (11/27/15)
Tackles-For-Loss: 2.0 at TCU (11/27/15)
Interceptions: 1 vs. ULM (9/21/13); vs. SMU (9/4/15)
Forced Fumbles: N/A
Fumble Recoveries: N/A
Pass Breakups: 1, four times, last vs. TCU (11/27/15)



56

K.J. SMITH

DE • 6-1 • 260 • SR • 3L
FRISCO, TEXAS (CENTENNIAL HS)

Fifth-year senior lineman, listed as starting 3-technique on depth chart ... Technically sound veteran with 24 career starts and 39 games played entering 2017 ... top 30 among active FBS players with 12.0 career sacks ... 2018 Reese's Senior Bowl Watch List ... 2017 Bednarik Award Watch List ... 2017 Nagurski Trophy Watch List ... 2017 Preseason All-Big 12 first team (Athlon, Lindy's, Phil Steele, Media, Waco Trib) ... Has started 13 straight games ... 39 games played is tied with Ishmael Wilson for team lead entering 2017 ... 24 career starts is second on team behind Taylor Young's 29 ... 2016 All-Big 12 first team selection (coaches) ... Second-team All-Big 12 (Phil Steele and Waco Tribune-Herald) ... 12.0 career sacks and 26.0 career TFL through first three seasons ... Tied for ninth in Baylor history with 12 career sacks ... 2014 Freshman All-American.

2017 (Senior): Missed games at Duke and vs. UTSA due to injury ... Started, notched four tackles vs. Liberty.

K. SMITH CAREER STATISTICS

DEFENSIVE									
YEAR	G/GS	UT	AT	TT	TFL-YD	QBS-YD	FF/FR	PBU	INT-YD
2013									redshirt
2014	13/8	28	17	45	10.0-58	5.0-39	2/1	7	0-0
2015	13/3	15	8	23	5.0-10	0-0	0/1	8	0-0
2016	13/13	42	25	67	11.0-43	7.0-32	1/0	0	0-0
2017	1/1	2	2	4	0-0	0-0	0/0	0	0-0
CAREER	40/25	87	52	139	26.0-111	12.0-71	3/2	15	0-0

CAREER BESTS

Tackles: 10 at ISU (10/1/16); at Oklahoma (11/12/16)
Solo Tackles: 8 at Oklahoma (11/12/16)
Tackles for Loss: 3.0 vs. Kansas (11/1/14)
Sacks: 2.0 vs. Kansas (11/1/14)
Forced Fumbles: 2 vs. Kansas (11/1/14)
Fumbles Recovered: 1 vs. TTU (11/29/14); vs. ISU (10/24/15)

PLAYER SPOTLIGHTS



11
ZACH SMITH
 QB • 6-3 • 225 • SO • 1L
 GRANDVIEW, TEXAS (GRANDVIEW HS)

Sophomore quarterback enters 2017 as the backup ... Played in 10 games with four starts as true freshman in 2016 ... Prep All-American, graduated early from Grandview (Texas) High School, and enrolled at Baylor in January 2016 ... Former top 300 recruit ... Went through spring drills in 2016.

2017 (Sophomore): Ranks second in FBS with two passes of 70 or more yards ... Has thrown for at least 200 yards and two TDs in all five career starts ... 14 TD passes in first five career starts are second-best among Baylor QBs in first five starts, trailing only Seth Russell (24) ... Started at Duke, went 12-for-34 with career-high-tying three TDs and three interceptions while amassing 263 yards with career-long TD strikes of 73 and 79 yards while rushing career-high seven times for career-best 10 yards with career-long 17-yard gain ... Subbed in for starter Anu Solomon for one series due to minor injury, completed only pass for 16 yards ... Played one snap vs. Liberty, throwing hail mary pass that was intercepted as time expired in game.

Z. SMITH CAREER STATISTICS

PASSING

YEAR	G/GS	CMP	ATT	PCT	YDS	INT	TD	EFF.	LP/OPPONENT
2016	10/4	116	196	59.2	1,526	7	13	139.33	68/Boise St. (TD)
2017	3/1	13	36	36.1	279	4	3	106.49	79/at Duke (TD)
CAREER	13/5	129	232	55.6	1,805	11	16	134.23	79/at Duke (TD)

CAREER BESTS
PASSING
Attempts: 46 vs. TTU (11/25/16)
Completions: 30 vs. TTU (11/25/16)
Yards: 377 vs. TTU (11/25/16)
Touchdowns: 3, four times, last at Duke (9/16/17)
Longest Pass: 79 (TD) at Duke (9/16/17)
200-yard games: 5 (last vs. Boise State, 12/27/16)
300-yard games: 2 (last vs. Boise State, 12/27/16)
400-yard games: None



19
RJ SNEED
 WR • 6-2 • 190 • FR • HS
 CYPRESS, TEXAS (CYPRESS RANCH HS)

Talented pass catcher is reserve at wide receiver ... Enrolled January 2017 ... Completed spring practice in 2017 ... Listed as reserve at one wide receiver spot entering fall camp.

2017 (Freshman): Had first career catch for 11 yards at Duke ... Played but did not record any stats vs. UTSA ... Made collegiate debut vs. Liberty but did not record any stats.

SNEED CAREER STATISTICS

RECEIVING

YEAR	G/GS	REC	YD	AVG	TD	LP/OPPONENT
2017	3/0	1	11	11.0	0	11/ at Duke
CAREER	3/0	1	11	11.0	0	11/at Duke

CAREER BESTS
RECEIVING
Receptions: 1 at Duke (9/16/17)
Receiving Yards: 11 at Duke (9/16/17)
Touchdowns: N/A
Longest Reception: 11 at Duke (9/16/17)



17
POOH STRICKLIN
 WR • 6-2 • 185 • SO • 1L
 WACO, TEXAS (MIDWAY HS)

Third-year wide out ... Listed as backup at one outside receiver spot ... Sat out 2015 as redshirt ... Local product from nearby Midway High School ... Given name is Devontre.

2017 (Sophomore): Had one catch for two yards at Duke ... Played vs. UTSA but did not record any stats ... Made career-high-tying three catches for career-high 60 yards, including career-long 49-yard grab, vs. Liberty.

STRICKLIN CAREER STATISTICS

RECEIVING

YEAR	G/GS	REC	YD	AVG	TD	LP/OPPONENT
2015			redshirt			
2016	8/3	13	226	17.4	2	45/at Texas
2017	3/0	4	62	15.5	0	49/Liberty
CAREER	11/3	17	288	16.9	2	49/Liberty

CAREER BESTS
Receptions: 3 at Oklahoma (11/12/16); vs. Liberty (9/2/17)
Receiving Yards: 60 vs. Liberty (9/2/17)
Longest Reception: 49 vs. Liberty (9/2/17)
Touchdowns: 1 vs. NSU (9/2/16), vs. KSU (11/19/16)



48
BJ THOMPSON
 DL • 6-6 • 220 • FR • HS
 ENGLAND, ARK. (ENGLAND HS)

Rangy, tall, athletic pass rusher ... Praised for development during fall camp ... Listed as reserve DE following fall camp.

2017 (Freshman): Dressed but did not play at Duke ... Made first career start vs. UTSA but did not record any stats ... Made collegiate debut vs. Liberty, had one tackle and one PBU.


THOMPSON CAREER STATISTICS

DEFENSIVE

YEAR	G/GS	UT	AT	TT	TFL-YD	QBS-YD	FF/FR	PBU	INT-YD
2017	1/0	1	0	1	0-0	0-0	0/0	1	0-0
CAREER	1/0	1	0	1	0-0	0-0	0/0	1	0-0

CAREER BESTS
Tackles: 1 vs. UTSA (9/9/17)
Solo Tackles: 1 vs. UTSA (9/9/17)
Tackles-For-Loss: N/A
Sacks: N/A
Interceptions: N/A
Forced Fumbles: N/A
Fumble Recoveries: N/A
QB Hurries: N/A

PLAYER SPOTLIGHTS



27
VERKEDRICK VAUGHNS
 CB • 5-9 • 190 • JR • 2L
 MESQUITE, TEXAS (POTEET HS)

Tough and aggressive defensive back ... Could see action at corner, safety or in nickel package ... 2016 Academic All-Big 12 second team ... Two-time Big 12 Commissioner's Honor Roll selection.

2017 (Junior): Made two tackles at Duke ... Tallied one tackle vs. UTSA ... Recorded career-high 10 tackles, including career-best nine solo stops, vs. Liberty.

VAUGHNS CAREER STATISTICS									
DEFENSIVE									
YEAR	G/GS	UT	AT	TT	TFL-YD	QBS-YD	FF/FR	PBU	INT-YD
2014				redshirt					
2015	11/0	2	0	2	0-0	0-0	0/0	0	0-0
2016	12/4	14	0	14	0-0	0-0	0/1	7	0-0
2017	3/0	10	3	13	0-0	0-0	0/0	0	0-0
CAREER	26/4	26	3	29	0-0	0-0	0/1	7	0-0

CAREER BESTS

- Tackles:** 10 vs. Liberty (9/2/17)
- Solo Tackles:** 9 vs. Liberty (9/2/17)
- Pass Breakups:** 3 at Rice (9/16/16)
- Interceptions:** N/A
- Forced Fumbles:** 1 vs. OK State (9/24/16)
- Recovered Fumbles:** 1 vs. OK State (9/24/16)



18
CHANCE WAZ
 S • 5-11 • 180 • SR • 3L
 PFLUGERVILLE, TEXAS (HENDRICKSON HS)

Fourth-year senior ... Listed as backup at safety ... Former All-Big 12 honoree.

2017 (Senior): Played at Duke but did not record any stats ... Played in second half vs. UTSA after being suspended for first half due to targeting hit vs. Liberty, but did not record any stats ... Made five tackles and career-high-tying one TFL vs. Liberty before being ejected in fourth quarter on targeting penalty.

WAZ CAREER STATISTICS									
DEFENSIVE									
YEAR	G/GS	UT	AT	TT	TFL-YD	QBS-YD	FF/FR	PBU	INT-YD
2014	11/0	4	6	10	0-0	0-0	0/0	0	0-0
2015	13/11	54	16	70	1.0-1	0-0	0/1	3	0-0
2016	11/8	38	13	51	0-0	0-0	0/0	3	0-0
2017	3/0	3	2	5	1.0-7	0-0	0/0	0	0-0
CAREER	38/19	99	37	136	2.0-8	0-0	0/1	6	0-0

CAREER BESTS

- Tackles:** 11 vs. TCU (11/5/16)
- Solo Tackles:** 7 vs. Texas Tech (10/3/15); vs. TCU (11/5/16)
- Tackles-For-Loss:** 1.0 vs. Rice (9/26/15); vs. Liberty (9/2/17)
- Pass Breakups:** 1, five times, last at WVU (12/3/16)
- Interceptions:** N/A
- Recovered Fumbles:** 1 vs. Texas Tech (10/3/15)



22
TERENCE WILLIAMS
 RB • 6-2 • 222 • JR • 2L
 ENNIS, TEXAS (ENNIS HS)

Tall, punishing, fourth-year junior tailback ... Has run for 1,604 yards with 14 touchdowns in his first two seasons ... 2017 Preseason All-Big 12 (Lindy's, Athlon, Phil Steele) ... Honorable mention All-Big 12 in 2016 ... Early enrollee in January 2014, participated in third spring drills in 2016 ... Former national top 300 recruit and 2014 prep All-American.

2017 (Junior): Missed games at Duke, vs. UTSA and Liberty due to injury.

T. WILLIAMS CAREER STATISTICS						
RUSHING						
YEAR	G/GS	ATT	YD	AVG	TD	LP/OPPONENT
2014			redshirt			
2015	9/0	88	556	6.3	3	56/at SMU
2016	12/6	185	1048	5.7	11	57/Texas Tech
2017	0/0	0	0	N/A	0	N/A
CAREER	21/6	273	1,604	5.9	14	57/Texas Tech 2016

RECEIVING


YEAR	G/GS	REC	YD	AVG	TD	LP/OPPONENT
2014			redshirt			
2015	9/0	2	7	3.5	0	5/North Carolina
2016	12/6	2	22	11.0	0	23/Oklahoma State
2017	0/0	0	0	N/A	0	N/A
CAREER	21/6	2	22	11.0	0	23/Oklahoma State (2016)

CAREER BESTS

- RUSHING**
- Attempts:** 25 vs. Boise State (12/27/16)
- Yards:** 180 at Texas (10/29/16)
- Touchdowns:** 2 vs. NSU (9/2/16); at ISU (10/1/16); vs. TTU (11/25/16)
- Longest Rush:** 57 vs. TTU (11/25/16)

CAREER BESTS

- RECEIVING**
- Receptions:** 2 vs. North Carolina (12/29/15)
- Receiving Yards:** 23 vs. Oklahoma State (9/24/16)
- Touchdowns:** N/A
- Longest Reception:** 23 vs. Oklahoma State (9/24/16)



6
TREVOR WHITE
 WR • 5-7 • 165 • JR • 1L
 ARLINGTON, TEXAS (MARTIN HS)

Fourth-year junior wide receiver and special teams contributor ... Earned scholarship in fall 2017 camp ... Voted into single-digit jersey by teammates in August 2017 ... Listed as second-team punt returner on post-spring depth chart ... Served on mission trip to Brazil during summer 2017.

2017 (Junior): Played at Duke but did not record any stats ... Played but did not record any stats vs. UTSA ... Played vs. Liberty but did not record any stats.

PLAYER SPOTLIGHTS

WHITE CAREER STATISTICS

RECEIVING						
YEAR	G/GS	REC	YD	AVG	TD	LP/OPPONENT
2014			redshirt			
2015	1/0	0	0	N/A	0	N/A
2016	4/0	0	0	N/A	0	N/A
2017	3/0	0	0	N/A	0	N/A
CAREER	8/0	0	0	N/A	0	N/A

PUNT RETURNS						
YEAR	G/GS	RET	YD	AVG	TD	LP/OPPONENT
2014			redshirt			
2015	1/0	0	0	0.0	0	--
2016	4/0	4	29	7.2	0	13/Kansas
2017	3/0	0	0	N/A	0	N/A
CAREER	8/0	4	29	7.2	0	13/Kansas 2016

CAREER BESTS
RECEIVING
 Receptions: N/A
 Receiving Yards: N/A
 Touchdowns: N/A
 Longest Reception: N/A

CAREER BESTS
PUNT RETURNS
 Returns: 2 vs. Northwestern State (9/2/16)
 Yards: 13 vs. Kansas (10/15/16)
 Longest Return: 13 vs. Kansas (10/15/16)



40
DEONTE WILLIAMS
 DL • 6-1 • 225 • R-FR • RS
 PLANO, TEXAS (PRESTONWOOD CHRISTIAN)

Moved from linebacker to defensive line in fall 2017 camp.
2017 (Redshirt Freshman): Started at Duke, had three tackles, first TFL (0.5) and first fumble recovery ... Made first career start vs. UTSA, posted first four career tackles (all solo) and two QB hurries ... Made collegiate debut vs. Liberty but did not record any stats.

D. WILLIAMS CAREER STATISTICS

DEFENSIVE									
YEAR	G/GS	UT	AT	TT	TFL-YD	QBS-YD	FF/FR	QBH	INT-YD
2016					redshirt				
2017	3/2	4	3	7	0.5-1	0-0	0/1	2	0-0
CAREER	3/2	4	3	7	0.5-1	0-0	0/1	2	0-0

CAREER BESTS
 Tackles: 4 vs. UTSA (9/9/17)
 Solo Tackles: 4 vs. UTSA (9/9/17)
 Tackles-For-Loss: 0.5 at Duke (9/16/17)
 Sacks: N/A
 Interceptions: N/A
 Forced Fumbles: N/A
 Fumble Recoveries: 1 at Duke (9/16/17)
 QB Hurries: 2 vs. UTSA (9/9/17)



38
JORDAN WILLIAMS
 LB • 5-11 • 220 • SO • 1L
 PARIS, TEXAS (PARIS HS)

Third-year sophomore linebacker ... Listed as backup weakside LB in fall camp 2017.
2017 (Sophomore): Posted six tackles at Duke ... Had one tackle vs. UTSA ... Made three tackles vs. Liberty.

J. WILLIAMS CAREER STATISTICS

DEFENSIVE									
YEAR	G/GS	UT	AT	TT	TFL-YD	QBS-YD	FF/FR	QBH	INT-YD
2015					redshirt				
2016	13/1	20	9	29	3.0-9	1.0-3	1/0	0	0-0
2017	3/0	5	5	10	0-0	0-0	0/0	0	0-0
CAREER	16/1	25	14	39	3.0-9	1.0-3	1/0	0	0-0

CAREER BESTS
 Tackles: 14 vs. Oklahoma (11/14/15)
 Solo Tackles: 13 vs. Oklahoma (11/14/15)
 Tackles-For-Loss: 4.5 vs. Oklahoma State (9/24/16)
 Sacks: 1.0 vs. OU (11/14/15); at OSU (11/21/15); at Rice (9/16/16)
 Forced Fumbles: 1 at West Virginia (12/3/16)



1
TAYLOR YOUNG
 LB • 5-9 • 225 • SR • 3L
 DESOTO, TEXAS (DESOTO HS)

Fifth-year senior ... Sixth among active players with 281 total tackles in his career ... Fourth in solo tackles with 188 ... 22nd with 12.5 sacks ... Two-time All-Big 12 linebacker, listed as starter at weakside linebacker entering fall camp ... Powerful, compact leader ... 2017 Preseason All-Big 12 (Lindy's, Athlon, Phil Steele) ... 2017 AFCA Good Works Team nominee ... 2017 Wuerffel Trophy Watch List ... Voted into single-digit jersey by teammates in August 2017 ... 2014 Big 12 Defensive Newcomer of Year and Freshman All-America ... 2012 prep All-American ... Father (Rodney, Tulsa) and brothers (R.J., Arizona and ULM; Cyrus Gray, Texas A&M and K.C. Chiefs) played football ... Served on Brazil mission trip during summer 2017.

2017 (Senior): Started at Duke, had three tackles ... Started, registered five tackles vs. UTSA ... Started, tallied eight tackles and one TFL vs. Liberty.

YOUNG CAREER STATISTICS

DEFENSIVE									
YEAR	G/GS	UT	AT	TT	TFL-YD	QBS-YD	FF/FR	PBU	INT-YD
2013					redshirt				
2014	13/8	58	34	92	8.5-45	4.0-38	2/0	3	1-37
2015	12/12	60	20	80	13.5-38	4.0-19	0/1	1	0-0
2016	10/9	58	35	93	9.0-44	4.5-23	0/0	1	0-0
2017	3/3	12	4	16	0-0	0-0	0/0	0	0-0
CAREER	38/32	188	93	281	31.0-127	12.5-80	2/1	5	1-37

CAREER BESTS
 Tackles: 17 at Iowa State (10/1/16); vs. Boise State (12/27/16)
 Solo Tackles: 12 vs. Boise State (12/27/16)
 Tackles-For-Loss: 3.5 vs. Northwestern State (9/2/16)
 Sacks: 2.0 at WVU (10/18/14); vs. Kansas (10/15/16)
 Forced Fumbles: 1, two times, last vs. TCU (11/29/14)
 Fumbles Recovered: 1 at TCU (11/27/15)
 Interceptions: 1 vs. Michigan State (1/1/15)

BAYLOR FOOTBALL 2017

OVERALL: 0-3 (HOME 0-2, ROAD 0-1, NEUTRAL 0-0) | BIG 12 CONFERENCE: 0-0 (HOME 0-0, ROAD 0-0, NEUTRAL 0-0)

RESULTS 0-3 (0-0 BIG 12)

DATE	OPPONENT	RESULT	SCORE	ATTEND.	AP RANK	TV
Sept. 2	LIBERTY	L	45-48	45,784	— —	FS2
Sept. 9	UTSA	L	10-17	41,923	— —	FSN
Sept. 16	at Duke	L	20-34	26,714	— —	ACC
Sept. 23	OKLAHOMA					
Sept. 30	at Kansas State					
Oct. 14	at Oklahoma State					
Oct. 21	WEST VIRGINIA					
Oct. 28	TEXAS					
Nov. 4	at Kansas					
Nov. 11	vs. Texas Tech					
Nov. 18	IOWA STATE					
Nov. 24	at TCU					

TEAM STATISTICS

	BAYLOR	OPPONENTS
SCORING	75	99
Points Per Game	25.0	33.0
Points Off Turnovers	14	17
FIRST DOWNS	45	75
Rushing	20	35
Passing	20	34
Penalty	5	6
RUSHING YARDAGE	448	604
Yards gained rushing	533	718
Yards lost rushing	85	114
Rushing Attempts	92	139
Average Per Rush	4.9	4.3
Average Per Game	149.3	201.3
TDs Rushing	3	4
PASSING YARDAGE	678	786
Comp-Att-Int	37-91-6	79-115-1
Average Per Pass	7.5	6.8
Average Per Catch	18.3	9.9
Average Per Game	226.0	262.0
TDs Passing	7	5
TOTAL OFFENSE	1126	1390
Total Plays	183	254
Average Per Play	6.2	5.5
Average Per Game	375.3	463.3
KICK RETURNS: #-Yards	6-97	7-132
PUNT RETURNS: #-Yards	1-1	4-13
INT RETURNS: #-Yards	1-0	6-81
KICK RETURN AVERAGE	16.2	18.9
PUNT RETURN AVERAGE	1.0	-3.2
INT RETURN AVERAGE	0.0	13.5
FUMBLES-LOST	5-1	5-2
PENALTIES-Yards	28-259	23-224
Average Per Game	86.3	74.7
PUNTS-Yards	17-777	16-648
Average Per Punt	45.7	40.5
Net punt average	46.5	35.4
KICKOFFS-Yards	15-891	21-1318
Average Per Kick	59.4	62.8
Net kick average	42.3	41.5
TIME OF POSSESSION/Game	21:18	38:42
3RD-DOWN Conversions	7/35	26/58
3rd-Down Pct	20%	45%
4TH-DOWN Conversions	3/8	4/5
4th-Down Pct	38%	80%
SACKS BY-Yards	9-54	7-46
MISC YARDS	0	0
TOUCHDOWNS SCORED	10	11
FIELD GOALS-ATTEMPTS	2-2	7-9
ON-SIDE KICKS	0-0	0-0
RED-ZONE SCORES	(5-6) 83%	(9-11) 82%
RED-ZONE TOUCHDOWNS	(4-6) 67%	(3-11) 27%
PAT-ATTEMPTS	(9-10) 90%	(10-10) 100%
ATTENDANCE	87707	26714
Games/Avg Per Game	2/43854	1/26714
Neutral Site Games		0/0

SCORE BY QUARTERS

	1st	2nd	3rd	4th	Total
Baylor	7	24	27	17	75
Opponents	13	25	34	27	99

RUSHING

	GP	ATT.	GAIN	LOSS	NET	AVG.	TD	LONG	YPG
Lovett, John	3	41	197	15	182	4.4	2	34	60.7
Solomon, Anu	2	16	138	32	106	6.6	0	44	53.0
Hasty, JaMycal	1	11	56	0	56	5.1	1	14	56.0
Platt, Chris	3	4	39	3	36	9.0	0	26	12.0
Nicholson, Tony	3	1	31	0	31	31.0	0	31	10.3
Dixon, Dru	3	10	31	2	29	2.9	0	17	9.7
Smith, Zach	3	7	41	31	10	1.4	0	17	3.3
TEAM	2	1	0	1	-1	-1.0	0	0	-0.5
Lynch, Blake	3	1	0	1	-1	-1.0	0	0	-0.3
Total.....	3	92	533	85	448	4.9	3	44	149.3
Opponents.....	3	139	718	114	604	4.3	4	65	201.3

PASSING

	G	EFF	CMP-ATT-I	PCT	YDS	TD	LONG	AVG/G
Solomon, Anu	2	121.30	24-55-2	43.6	399	4	75	199.5
Smith, Zach	3	106.49	13-36-4	36.1	279	3	79	93.0
Total.....	3	115.44	37-91-6	40.7	678	7	79	226.0
Opponents.....	3	138.72	79-115-1	68.7	786	5	40	262.0

RECEIVING

	G	NO	YDS	AVG	TD	LONG	AVG/G
Platt, Chris	3	11	308	28.0	4	79	102.7
Nicholson, Tony	3	9	64	7.1	0	19	21.3
Mims, Denzel	3	7	214	30.6	3	45	71.3
Stricklin, Pooh	3	4	62	15.5	0	49	20.7
Lovett, John	3	3	10	3.3	0	4	3.3
Sneed, R.J.	3	1	11	11.0	0	11	3.7
Ebner, Trestan	3	1	6	6.0	0	6	2.0
Hasty, JaMycal	1	1	3	3.0	0	3	3.0
Total.....	3	37	678	18.3	7	79	226.0
Opponents.....	3	79	786	9.9	5	40	262.0

TOTAL OFFENSE

	G	PLAYS	RUSH	PASS	TOTAL	AVG/G
Solomon, Anu	2	71	106	399	505	252.5
Smith, Zach	3	43	10	279	289	96.3
Lovett, John	3	41	182	0	182	60.7
Hasty, JaMycal	1	11	56	0	56	56.0
Platt, Chris	3	4	36	0	36	12.0
Nicholson, Tony	3	1	31	0	31	10.3
Dixon, Dru	3	10	29	0	29	9.7
Lynch, Blake	3	1	-1	0	-1	-0.3
TEAM	2	1	-1	0	-1	-0.5
Total.....	3	183	448	678	1126	375.3
Opponents.....	3	254	604	786	1390	463.3

BAYLOR FOOTBALL 2017

OVERALL: 0-3 (HOME 0-2, ROAD 0-1, NEUTRAL 0-0) | BIG 12 CONFERENCE: 0-0 (HOME 0-0, ROAD 0-0, NEUTRAL 0-0)

SCORING

	TD	FGS	PATs					SAF	PTS
			KICK	RUSH	RCV	PASS	DXP		
Platt,Chris	4	0-0	0-0	0-0	0	0-0	0	0	24
Mims,Denzel	3	0-0	0-0	0-0	0	0-0	0	0	18
Martin,Connor	0	2-2	9-10	0-0	0	0-0	0	0	15
Lovett,John	2	0-0	0-0	0-0	0	0-0	0	0	12
Hasty,JaMycal	1	0-0	0-0	0-0	0	0-0	0	0	6
Total.....	10	2-2	9-10	0-0	0	0-0	0	0	75
Opponents.....	11	7-9	10-10	1-1	0	0-0	0	0	99

PUNT RETURNS

	NO	YDS	AVG	TD	LONG
Nicholson,Tony	1	1	1.0	0	1
Total.....	1	1	1.0	0	1
Opponents.....	4	-13	-3.2	0	2

KICK RETURNS

	NO	YDS	AVG	TD	LONG
Ebner,Trestan	3	44	14.7	0	23
Platt,Chris	2	24	12.0	0	14
Dixon,Dru	1	29	29.0	0	29
Total.....	6	97	16.2	0	29
Opponents.....	7	132	18.9	0	27

INTERCEPTIONS

	NO	YDS	AVG	TD	LONG
Black,Henry	1	0	0.0	0	0
Total.....	1	0	0.0	0	0
Opponents.....	6	81	13.5	2	32

FUMBLE RETURNS

	NO	YDS	AVG	TD	LONG
Total.....	0	0	0.0	0	0
Opponents.....	0	0	0.0	0	0

ALL-PURPOSE YARDS

	G	RUSH	REC	PR	KOR	IR	TOT	AVG/G
Platt,Chris	3	36	308	0	24	0	368	122.7
Mims,Denzel	3	0	214	0	0	0	214	71.3
Lovett,John	3	182	10	0	0	0	192	64.0
Solomon,Anu	2	106	0	0	0	0	106	53.0
Nicholson,Tony	3	31	64	1	0	0	96	32.0
Stricklin,Pool	3	0	62	0	0	0	62	20.7
Hasty,JaMycal	1	56	3	0	0	0	59	59.0
Dixon,Dru	3	29	0	0	29	0	58	19.3
Ebner,Trestan	3	0	6	0	44	0	50	16.7
Sneed,R.J.	3	0	11	0	0	0	11	3.7
Smith,Zach	3	10	0	0	0	0	10	3.3
TEAM	2	-1	0	0	0	0	-1	-0.5
Lynch,Blake	3	-1	0	0	0	0	-1	-0.3
Total.....	3	448	678	1	97	0	1224	408.0
Opponents.....	3	604	786	-13	132	81	1590	530.0

PUNTING

	NO	YDS	AVG	LONG	TB	FC	I20	50+	BLKD
Galitz,Drew	17	777	45.7	70	0	7	5	4	0
Total.....	17	777	45.7	70	0	7	5	4	0
Opponents.....	16	648	40.5	56	4	8	5	1	0

FIELD GOALS

	FGM-FGA	PCT	01-19	20-29	30-39	40-49	50-99	LG	BLK
Martin,Connor	2-2	100.0	0-0	1-1	1-1	0-0	0-0	39	0

KICKOFFS

	NO	YDS	AVG	TB	OB	RETN	NET	YDLN
Galitz,Drew	15	891	59.4	5	2			
Total.....	15	891	59.4	5	2	132	42.3	22
Opponents.....	21	1318	62.8	14	0	97	41.5	23

BAYLOR FOOTBALL 2017

OVERALL: 0-3 (HOME 0-2, ROAD 0-1, NEUTRAL 0-0) | BIG 12 CONFERENCE: 0-0 (HOME 0-0, ROAD 0-0, NEUTRAL 0-0)

DEFENSIVE STATISTICS

	GP-GS	SOLO	AST	TOTAL	TFL-YDS	SACKS-YDS	INT-YDS	PBU	QBH	FR-YDS	FF	BLOCK	SAFETY
Johnston, Clay	3-3	18	11	29	6.5-21	1.0-7	.	.	3	.	1	.	.
Hand, Harrison	3-3	16	4	20	.	.	.	2
Young, Taylor	3-3	12	4	16	1.0-4
Lewis, Ira	3-2	9	5	14	4.5-16	2.5-13
Pitre, Jalen	3-3	12	2	14	1.0-2	.	.	.	1
Roy, Bravvion	3-1	6	7	13	2.0-3
Vaughns, V.	3-0	10	3	13
Miller, Chris	3-1	7	5	12
Williams, Jordan	3-0	5	5	10
Hall, Davion	2-2	7	3	10
Lynch, Blake	3-1	7	3	10	.	.	.	4
McVea, Jairon	3-1	8	1	9
Nance, Brian	3-1	7	1	8	2.0-15	2.0-15	.	1	.	.	1	.	.
Williams, Deonte	3-2	4	3	7	0.5-1	.	.	.	2	1-0	.	.	.
Hunt, Tyrone	3-0	4	2	6	1.5-3	.	.	.	1
Ogor, Eric	3-0	5	1	6	3.0-19	2.0-16	.	1	1
Jones, Xavier	3-2	2	3	5	2.0-5	1.5-3	.	2
Roberts, Greg	3-1	4	1	5	1.0-1	1	.
Blake, Jourdan	3-2	4	1	5	1.0-1	.	.	1
Waz, Chance	3-0	3	2	5	1.0-7
Houston, Jameson	2-0	4	1	5	.	.	.	1
Black, Henry	3-2	3	1	4	.	.	1-0
Smith, K.J.	1-1	2	2	4
Preciado, Rajah	2-0	2	1	3	.	.	.	1
Jacobs, Jamie	3-0	1	1	2
Johnson, Micheal	3-1	2	.	2	1.0-4	.	.	.	1
Davis, Timarcus	2-0	1	.	1
Lynch, James	2-0	.	1	1
Blackmar, Blake	3-0	1	.	1
Thompson, BJ	2-1	1	.	1	.	.	.	1
Maticcik, Ross	3-0	1	.	1	1-0	.	.	.
Solomon, Anu	2-0	1	.	1
Lovett, John	3-0	1	.	1
Platt, Chris	3-0	1	.	1
Artis, DJ	1-0	1
Total.....	3	171	74	245	28-102	9-54	1-0	12	10	2-0	2	1	.
Opponents.....	3	89	50	139	21.0-78	7-46	6-81	15	17	1-0	3	.	.

BAYLOR FOOTBALL 2017

OVERALL: 0-3 (HOME 0-2, ROAD 0-1, NEUTRAL 0-0) | BIG 12 CONFERENCE: 0-0 (HOME 0-0, ROAD 0-0, NEUTRAL 0-0)

GAME-BY-GAME TEAM STATS

GAME	FINAL SCORE	QUARTERS					1ST DOWNS		RUSHING		PASSING			TOT OFF		PUNTS		PEN		3RD	4TH	RED	SACKS	FIELD		POSSESSION TIME														
		1	2	3	4	OT	R-P	PE	TOT	NO	YDS	TD	C-A	YDS	TD	ATT	YDS	NO	AVG	F-FL	NO	YDS	DNS	DNS	ZONE	NO	YDS	GOALS	1	2	3	4	TOT							
Baylor	45	0	17	14	14	10	9	3	22	34	254	3	14	30	2	278	3	64	532	4	40.8	1	0	7	61	4	12	2	2	3	3	1	2	5:54	8:06	4:06	3:38	21:44		
Liberty	48	6	11	17	14	9	21	1	31	43	138	1	44	60	0	447	3	103	585	3	40.2	2	0	8	95	15	24	2	2	3	6	6	9:06	6:54	10:54	11:22	38:16			
Baylor	10	0	7	0	3	7	5	2	14	31	137	0	11	27	1	137	1	58	274	6	42.3	2	0	10	98	2	11	1	3	2	3	3	6	2:31	4:59	7:02	21:08			
UTSA	17	0	7	7	3	12	6	2	20	45	220	0	15	20	0	155	2	65	375	5	40.0	1	1	10	75	7	16	0	1	1	4	22	1	2	8:24	12:29	10:01	7:58	38:52	
Baylor	20	7	0	13	0	3	6	0	9	27	57	0	12	34	3	263	3	61	320	7	51.4	2	1	11	100	1	12	0	3	0	0	5	36	0	0	5:49	4:37	5:44	4:53	21:03
at Duke	34	7	7	10	10	14	7	3	24	51	246	3	20	35	1	184	0	86	430	8	40.9	2	1	5	54	4	18	2	2	2	4	3	24	2	3	9:11	10:23	9:16	10:07	38:57

Baylor

Oklahoma

Baylor

at Kansas State

Baylor

at Oklahoma State

Baylor

West Virginia

Baylor

Texas

Baylor

at Kansas

Baylor

vs. Texas Tech

Baylor

Iowa State

Baylor

at TCU

GAME-BY-GAME OFFENSIVE STARTERS

OPPONENT	WR	LT	LG	C	RG	RT	TE	WR	QB	RB	IR	FB	TE
Liberty	Platt	Malin	Tecklenburg	R. Miller	Blackmar	Lawrence	Feuerbacher	Mims	Solomon	Hasty	Nicholson	—	—
UTSA	Platt	Porter	Tecklenburg	R. Miller	Blackmar	Lawrence	Wainright	Mims	Solomon	Lovett	—	Boyd	—
at Duke	Platt	Porter	Wilson	Tecklenburg	Blackmar	Lawrence	Saulin	Mims	Z. Smith	Lovett	—	—	Boyd

Oklahoma

at Kansas State

at Oklahoma State

West Virginia

Texas

at Kansas

vs. Texas Tech

Iowa State

at TCU

GAME-BY-GAME DEFENSIVE STARTERS

OPPONENT	DE	NT	DT	RE	WLB	MLB	SLB	CB	SS	FS	CB
Liberty	X. Jones	Lewis	K.J. Smith	Nance	Young	Johnston	Pitre	Hand	C. Miller	McVea	Blake
UTSA	Thompson	Lewis	M. Johnson	D. Williams	Young	Johnston	Pitre	Hand	Black	Hall	Blake
at Duke	X. Jones	Roy	Lewis	D. Williams	Young	Johnston	Pitre	Hand	Black	Hall	Lynch

Oklahoma

at Kansas State

at Oklahoma State

West Virginia

Texas

at Kansas

vs. Texas Tech

Iowa State

at TCU

BAYLOR FOOTBALL 2017

OVERALL: 0-3 (HOME 0-2, ROAD 0-1, NEUTRAL 0-0) | BIG 12 CONFERENCE: 0-0 (HOME 0-0, ROAD 0-0, NEUTRAL 0-0)

GAME-BY-GAME PASSING

ANU SOLOMON	CMP	ATT	INT	PCT	YDS	TD	LONG	SACKS	EFF.	ZACH SMITH	CMP	ATT	INT	PCT	YDS	TD	LONG	SACKS	EFF.
Liberty	14	29	1	48.3	278	3	75	0	156.04	Liberty	0	1	1	0.0	0	0	0	0	-200.00
UTSA	10	26	1	38.5	121	1	28	4	82.55	UTSA	1	1	0	100.0	16	0	0	0	234.40
at Duke	DNP									at Duke	12	34	3	35.3	263	3	79	3	111.70
Oklahoma										Oklahoma									
at Kansas State										at Kansas State									
at Oklahoma State										at Oklahoma State									
West Virginia										West Virginia									
Texas										Texas									
at Kansas										at Kansas									
vs. Texas Tech										vs. Texas Tech									
Iowa State										Iowa State									
at TCU										at TCU									

GAME-BY-GAME RUSHING (No.-Yards-TDs)

PLAYER	NO-YDS-TD	LU	UTSA	at DUKE	OU	at KSU	at OSU	WVU	UT	at KU	vs. TTU	ISU	at TCU
Lovett, Jon	41-182-2	14-89-2	18-72-0	9-21-0									
Solomon, Anu	16-106-0	6-97-0	10-9-0	DNP									
Hasty, JaMykal	11-56-1	11-56-1	DNP	DNP									
Dixon, Dru	10-29-0	1-1-0	0-0-0	9-28-0									
Smith, Zach	7-10-0	0-0-0	0-0-0	7-10-0									
Platt, Chris	4-36-0	2-11-0	1-26-0	1-(-1)-0									
Nicholson, Tony	1-31-0	0-0-0	1-31-0	0-0-0									
Lynch, Blake	1-(-1)-0	0-0-0	0-0-0	1-(-1)-0									

GAME-BY-GAME RECEIVING (No.-Yards-TDs)

PLAYER	NO-YDS-TD	LU	UTSA	at DUKE	OU	at KSU	at OSU	WVU	UT	at KU	vs. TTU	ISU	at TCU
Platt, Chris	11-308-4	3-102-2	4-58-0	4-148-2									
Nicholson, Tony	9-64-0	5-28-0	1-7-0	3-29-0									
Mims, Denzel	7-214-3	2-85-1	3-62-1	2-67-1									
Stricklin, Pooh	4-62-0	3-60-0	0-0-0	1-2-0									
Lovett, Jon	3-10-0	0-0-0	3-10-0	0-0-0									
Sneed, R.J.	1-11-0	0-0-0	0-0-0	1-11-0									
Ebner, Trestan	1-6-0	0-0-0	0-0-0	1-6-0									
Hasty, JaMykal	1-3-0	1-3-0	DNP	DNP									

GAME-BY-GAME KICKING

CONNOR MARTIN	PAT	ATT	PCT	FG	ATT	PCT	LONG	PTS	DREW GALITZ	NO	YDS	AVG	LONG	I20	TB	50+	60+
Liberty	6	6	100.0	1	1	100.0	39	9	Liberty	4	163	40.8	45	0	0	0	0
UTSA	1	1	100.0	1	1	100.0	20	4	UTSA	6	254	42.3	53	2	0	2	0
at Duke	2	3	66.7	0	0	—	—	2	at Duke	7	360	51.4	70	2	0	2	2
Oklahoma									Oklahoma								
at Kansas State									at Kansas State								
at Oklahoma State									at Oklahoma State								
West Virginia									West Virginia								
Texas									Texas								
at Kansas									at Kansas								
vs. Texas Tech									vs. Texas Tech								
Iowa State									Iowa State								
at TCU									at TCU								

BAYLOR FOOTBALL 2017

OVERALL: 0-3 (HOME 0-2, ROAD 0-1, NEUTRAL 0-0) | BIG 12 CONFERENCE: 0-0 (HOME 0-0, ROAD 0-0, NEUTRAL 0-0)

GAME-BY-GAME TACKLES (UT-AT-TOT)

PLAYER	UT-AT-TOTAL	LU	UTSA	at DUKE	OU	at KSU	at OSU	WVU	UT	at KU	vs. TTU	ISU	at TCU
Johnston, Clay	18-11-29	3-3-6	9-1-10	6-7-13									
Hand, Harrison	16-4-20	7-4-11	2-0-2	7-0-7									
Young, Taylor	12-4-16	6-2-8	4-1-5	2-1-3									
Pitre, Jalen	12-2-14	5-2-7	3-0-3	4-0-4									
Lewis, Ira	9-5-14	3-3-6	2-1-3	4-1-5									
Vaughns, Verkedric	10-3-13	9-1-10	1-0-1	0-2-2									
Roy, Bravvion	6-7-13	2-2-4	1-0-1	3-5-8									
Miller, Chris	7-5-12	1-0-1	5-1-6	1-4-5									
Lynch, Blake	7-3-10	4-0-4	2-2-4	1-1-2									
Hall, Davion	7-3-10	DNP	4-0-4	3-3-6									
Williams, Jordan	6-4-10	2-1-3	1-0-1	3-3-6									
McVea, Jairon	8-1-9	6-0-6	1-0-1	1-1-2									
Nance, Brian	7-1-8	3-0-3	0-0-0	4-1-5									
Williams, Deonte	4-3-7	0-0-0	4-0-4	0-3-3									
Ogor, Eric	5-1-6	0-0-0	1-1-2	4-0-4									
Hunt, Tyrone	4-2-6	3-0-3	0-0-0	1-2-3									
Blake, Jourdan	4-1-5	3-0-3	1-1-2	DNP									
Houston, Jameson	4-1-5	DNP	4-0-4	0-1-1									
Roberts, Greg	4-1-5	3-0-3	0-0-0	1-1-2									
Waz, Chance	3-2-5	3-2-5	0-0-0	0-0-0									
Jones, Xavier	2-3-5	0-1-1	2-1-3	0-1-1									
Black, Henry	3-1-4	2-0-2	1-1-2	0-0-0									
Smith, K.J.	2-2-4	2-2-4	DNP	DNP									
Preciado, Rajah	2-1-3	0-0-0	0-0-0	2-1-3									
Johnson, Micheal	2-0-2	1-0-1	1-0-1	0-0-0									
Jacobs, Jamie	1-1-2	0-1-1	0-0-0	1-0-1									
Thompson, BJ	1-0-1	1-0-1	0-0-0	DNP									
Lovett, John	1-0-1	1-0-1	0-0-0	0-0-0									
Platt, Chris	1-0-1	1-0-1	0-0-0	0-0-0									
Solomon, Anu	1-0-1	0-0-0	1-0-1	DNP									
Blackmar, Blake	1-0-1	0-0-0	0-0-0	1-0-1									
Davis, Timarcus	1-0-1	0-0-0	0-0-0	1-0-1									
Maticcik, Ross	1-0-1	0-0-0	0-0-0	1-0-1									
Lynch, James	0-1-1	DNP	0-1-1	0-0-0									

GAME-BY-GAME TACKLES FOR LOSS (TFL-YADS)

PLAYER	TFL-YDS	LU	UTSA	at DUKE	OU	at KSU	at OSU	WVU	UT	at KU	vs. TTU	ISU	at TCU
Johnston, Clay	6.5-21	2.5-6	1.0-4	3.0-11									
Lewis, Ira	4.5-16	1.5-3	0.5-2	2.5-11									
Ogor, Eric	3.0-19	0.0-0	1.0-11	2.0-8									
Nance, Brian	2.0-15	0.0-0	0.0-0	2.0-15									
Jones, Xavier	2.0-5	0.5-2	1.5-3	0.0-0									
Roy, Bravvion	2.0-3	0.5-1	0.0-0	1.5-2									
Hunt, Tyrone	1.5-3	1.0-3	0.0-0	0.5-0									
Waz, Chance	1.0-7	1.0-7	0.0-0	0.0-0									
Young, Taylor	1.0-4	1.0-4	0.0-0	0.0-0									
Johnson, Micheal	1.0-4	0.0-0	1.0-4	0.0-0									
Pitre, Jalen	1.0-2	0.0-0	1.0-2	0.0-0									
Blake, Jourdan	1.0-1	1.0-1	0.0-0	DNP									
Roberts, Greg	1.0-1	1.0-1	0.0-0	0.0-0									
Williams, Deonte	0.5-1	0.0-0	0.0-0	0.5-1									

GAME-BY-GAME SACKS (SACKS-YADS)

PLAYER	SACKS-YARDS	LU	UTSA	at DUKE	OU	at KSU	at OSU	WVU	UT	at KU	vs. TTU	ISU	at TCU
Ogor, Eric	2.0-16	0.0-0	1.0-11	1.0-5									
Lewis, Ira	2.0-11	1.0-2	0.5-2	1.0-9									
Nance, Brian	2.0-15	0.0-0	0.0-0	2.0-15									
Jones, Xavier	1.5-3	0.0-0	1.5-3	0.0-0									
Johnston, Clay	1.0-7	0.0-0	0.0-0	1.0-7									

BAYLOR FOOTBALL 2017

OVERALL: 0-3 (HOME 0-2, ROAD 0-1, NEUTRAL 0-0) | BIG 12 CONFERENCE: 0-0 (HOME 0-0, ROAD 0-0, NEUTRAL 0-0)

SCORING DRIVES

OPPONENT	PLAYS	YDS	DRIVE TIME	QTR/ CLOCK	DRIVE START	DRIVE PLAY
Liberty	9	75	3:36	2nd/13:59	BU25	Mims 45 pass from Solomon
Liberty	6	75	2:00	2nd/9:38	BU25	Hasty 14 run
Liberty	14	68	5:05	2nd/0:12	BU10	Martin 39 FG
Liberty	3	75	0:22	3rd/13:13	BU25	Platt 20 pass from Solomon
Liberty	1	75	0:11	3rd/5:37	BU25	Platt 75 pass from Solomon
Liberty	4	75	1:32	4th/10:39	BU25	Lovett 3 run
Liberty	3	43	1:12	4th/5:00	LU43	Lovett 34 run
UTSA	1	20	0:06	2nd/8:33	UTSA20	Mims 20 pass from Solomon
UTSA	9	41	3:33	4th/2:40	UTSA3	Martin 20 FG
at Duke	2	39	0:14	1st/14:28	DU39	Mims 44 pass from Smith
at Duke	2	75	0:42	3rd/11:30	BU25	Platt 73 pass from Smith
at Duke	2	80	0:48	3rd/0:05	BU20	Platt 79 pass from Smith
AVERAGE DRIVE	4.7	61.8	1:36			

* - not counted toward average drive length

DRIVES SUPERLATIVES

MOST PLAYS:	14 (FG vs. LU)	FEWEST PLAYS:	1 (TD; twice)
MOST YARDS:	80 (TD at Duke)	FEWEST YARDS:	20 (TD vs. UTSA)
LONGEST TIME:	5:05 (FG vs. LU)	SHORTEST TIME:	0:06 (TD vs. UTSA)

LONG PLAYS FROM SCRIMMAGE (25-Plus Yards)

YDS	PLAY	OPPONENT (QTR)
79	Platt pass from Smith [TD]	at Duke (3rd)
75	Platt pass from Solomon [TD]	Liberty (3rd)
73	Platt pass from Smith [TD]	at Duke (3rd)
49	Stricklin pass from Solomon	Liberty (2nd)
45	Mims pass from Solomon [TD]	Liberty (2nd)
44	Solomon run	Liberty (4th)
44	Mims pass from Smith [TD]	at Duke (1st)
40	Mims pass from Solomon	Liberty (3rd)
34	Lovett run [TD]	Liberty (4th)
31	Nicholson run	UTSA (1st)
28	Platt pass from Solomon	UTSA (4th)
27	Mims pass from Solomon	UTSA (3rd)
26	Platt run	UTSA (3rd)

MISCELLANEOUS INFORMATION

OPPONENT	BAYLOR CAPTAINS	COIN TOSS	BAYLOR KO/REC	BAYLOR FIRST PLAY	OPP. FIRST POSSESSION	KICKOFF TIME (SITE)	GAME LENGTH	BU UNIFORM	GAME TIME TEMP	SURFACE	RESULT
Liberty	Feuerbacher, Nance, K.J. Smith, Young	LU	KO	Solomon to Platt, inc.	FG	6:05 p.m.	3:48	Green/Green/Green	93	Turf	L, 45-48
UTSA	Clements, Platt, Porter	BU	REC	Lovett 12 yd run	Punt	7:05 p.m.	3:17	Black/Green/Black	86	Turf	L, 10-17
at Duke	Blackmar, Hall, Z. Smith, Young	BU	KO	Smith to Platt, inc.	Fumble	12:30 p.m.	3:25	Gold/White/Gold	82	Grass	L, 20-34
Oklahoma											
at Kansas State											
at Oklahoma State											
West Virginia											
Texas											
at Kansas											
vs. Texas Tech											
Iowa State											
at TCU											

BAYLOR FOOTBALL 2017

OVERALL: 0-3 (HOME 0-2, ROAD 0-1, NEUTRAL 0-0) | BIG 12 CONFERENCE: 0-0 (HOME 0-0, ROAD 0-0, NEUTRAL 0-0)

BAYLOR SUPERLATIVES

INDIVIDUAL		
Rushes	18	Lovett, John vs UTSA (Sep 09, 2017)
Yards Rushing	97	Solomon, Anu vs Liberty (Sep 02, 2017)
TD Rushes	2	Lovett, John vs Liberty (Sep 02, 2017)
Long Rush	44	Solomon, Anu vs Liberty (Sep 02, 2017)
Pass attempts	34	Smith, Zach at Duke (Sep 16, 2017)
Pass completions	14	Solomon, Anu vs Liberty (Sep 02, 2017)
Yards Passing	278	Solomon, Anu vs Liberty (Sep 02, 2017)
TD Passes	3	Solomon, Anu vs Liberty (Sep 02, 2017) Smith, Zach at Duke (Sep 16, 2017)
Long Pass	79	Smith, Zach at Duke (Sep 16, 2017)
Receptions	5	Nicholson, Tony vs Liberty (Sep 02, 2017)
Yards Receiving	148	Platt, Chris at Duke (Sep 16, 2017)
TD Receptions	2	Platt, Chris vs Liberty (Sep 02, 2017) Platt, Chris at Duke (Sep 16, 2017)
Long Reception	79	Platt, Chris at Duke (Sep 16, 2017)
Field Goals	1	Martin, Connor vs Liberty (Sep 02, 2017) Martin, Connor vs UTSA (Sep 09, 2017)
Long Field Goal	39	Martin, Connor vs Liberty (Sep 02, 2017)
Punts	7	Galitz, Drew at Duke (Sep 16, 2017)
Punting Avg	51.4	Galitz, Drew at Duke (Sep 16, 2017)
Long Punt	70	Galitz, Drew at Duke (Sep 16, 2017)
Punts inside 20	3	Galitz, Drew at Duke (Sep 16, 2017)
Long Punt Return	1	Nicholson, Tony vs UTSA (Sep 09, 2017)
Long Kickoff Return	29	Dixon, Dru vs Liberty (Sep 02, 2017)
Tackles	13	Johnston, Clay at Duke (Sep 16, 2017)
Sacks	2.0	Nance, Brian at Duke (Sep 16, 2017)
Tackles For Loss	3.0	Johnston, Clay at Duke (Sep 16, 2017)
Interceptions	1	Black, Henry at Duke (Sep 16, 2017)

TEAM

Rushes	34	vs Liberty (Sep 02, 2017)
Yards Rushing	254	vs Liberty (Sep 02, 2017)
Yards Per Rush	7.5	vs Liberty (Sep 02, 2017)
TD Rushes	3	vs Liberty (Sep 02, 2017)
Pass attempts	34	at Duke (Sep 16, 2017)
Pass completions	14	vs Liberty (Sep 02, 2017)
Yards Passing	278	vs Liberty (Sep 02, 2017)
Yards Per Pass	9.3	vs Liberty (Sep 02, 2017)
TD Passes	3	vs Liberty (Sep 02, 2017) at Duke (Sep 16, 2017)
Total Plays	64	vs Liberty (Sep 02, 2017)
Total Offense	532	vs Liberty (Sep 02, 2017)
Yards Per Play	8.3	vs Liberty (Sep 02, 2017)
Points	45	vs Liberty (Sep 02, 2017)
Sacks By	5	at Duke (Sep 16, 2017)
First Downs	22	vs Liberty (Sep 02, 2017)
Penalties	11	at Duke (Sep 16, 2017)
Penalty Yards	100	at Duke (Sep 16, 2017)
Turnovers	4	at Duke (Sep 16, 2017)
Interceptions By	1	at Duke (Sep 16, 2017)
Punts	7	at Duke (Sep 16, 2017)
Punting Avg	51.4	at Duke (Sep 16, 2017)
Long Punt	70	at Duke (Sep 16, 2017)
Punts inside 20	3	at Duke (Sep 16, 2017)
Long Punt Return	1	vs UTSA (Sep 09, 2017)

OPPONENT SUPERLATIVES

INDIVIDUAL		
Rushes	28	MOSLEY, C., vs Liberty (Sep 02, 2017)
Yards Rushing	176	Wilson, S, at Duke (Sep 16, 2017)
TD Rushes	2	Wilson, S, at Duke (Sep 16, 2017)
Long Rush	65	Wilson, S, at Duke (Sep 16, 2017)
Pass attempts	60	CALVERT, S., vs Liberty (Sep 02, 2017)
Pass completions	44	CALVERT, S., vs Liberty (Sep 02, 2017)
Yards Passing	447	CALVERT, S., vs Liberty (Sep 02, 2017)
TD Passes	3	CALVERT, S., vs Liberty (Sep 02, 2017)
Long Pass	40	CALVERT, S., vs Liberty (Sep 02, 2017) Jones, D. at Duke (Sep 16, 2017)
Receptions	13	GANDY-GOLDEN, A., vs Liberty (Sep 02, 2017)
Yards Receiving	192	GANDY-GOLDEN, A., vs Liberty (Sep 02, 2017)
TD Receptions	2	GANDY-GOLDEN, A., vs Liberty (Sep 02, 2017)
Long Reception	40	GANDY-GOLDEN, A., vs Liberty (Sep 02, 2017) Brown, B. at Duke (Sep 16, 2017)
Field Goals	4	PROBERT, A., vs Liberty (Sep 02, 2017)
Long Field Goal	45	Parker, A. at Duke (Sep 16, 2017)
Punts	7	Parker, A. at Duke (Sep 16, 2017)
Punting Avg	45.0	Jones, D. at Duke (Sep 16, 2017)
Long Punt	56	Parker, A. at Duke (Sep 16, 2017)
Punts inside 20	3	Routsas, vs UTSA (Sep 09, 2017)
Long Punt Return	2	Wilson, S. at Duke (Sep 16, 2017)
Long Kickoff Return	27	HICKSON, F., vs Liberty (Sep 02, 2017) Wilson, S. at Duke (Sep 16, 2017)
Tackles	12	Giles-Harris, J. at Duke (Sep 16, 2017)
Sacks	1.0	six times
Tackles For Loss	2.5	Austin III, vs UTSA (Sep 09, 2017) Giles-Harris, J. at Duke (Sep 16, 2017) Ramsay, M. at Duke (Sep 16, 2017)
Interceptions	1	six times

TEAM

Rushes	51	at Duke (Sep 16, 2017)
Yards Rushing	246	at Duke (Sep 16, 2017)
Yards Per Rush	4.9	vs UTSA (Sep 09, 2017)
TD Rushes	3	at Duke (Sep 16, 2017)
Pass attempts	60	vs Liberty (Sep 02, 2017)
Pass completions	44	vs Liberty (Sep 02, 2017)
Yards Passing	447	vs Liberty (Sep 02, 2017)
Yards Per Pass	7.8	vs UTSA (Sep 09, 2017)
TD Passes	3	vs Liberty (Sep 02, 2017)
Total Plays	103	vs Liberty (Sep 02, 2017)
Total Offense	585	vs Liberty (Sep 02, 2017)
Yards Per Play	5.8	vs UTSA (Sep 09, 2017)
Points	48	vs Liberty (Sep 02, 2017)
Sacks By	4	vs UTSA (Sep 09, 2017)
First Downs	31	vs Liberty (Sep 02, 2017)
Penalties	10	vs UTSA (Sep 09, 2017)
Penalty Yards	95	vs Liberty (Sep 02, 2017)
Turnovers	2	at Duke (Sep 16, 2017)
Interceptions By	3	at Duke (Sep 16, 2017)
Punts	8	at Duke (Sep 16, 2017)
Punting Avg	40.9	at Duke (Sep 16, 2017)
Long Punt	56	at Duke (Sep 16, 2017)
Punts inside 20	3	vs UTSA (Sep 09, 2017)
Long Punt Return	2	at Duke (Sep 16, 2017)

RED ZONE

OPPONENT	SCORE	TIMES IN			RUSH TDS	PASS		FAILED TO SCORE INSIDE 20								
		SCORE	RED ZONE	SCORES		POINTS	TDS	TDS	FGS	FGA	DOWN	INT	FUM	HALF	GAME	
Liberty	45-48	3	3	3	21	3	2	1	0	0	0	0	0	0	0	0
UTSA	10-17	3	2	10	10	1	0	1	1	1	1	0	0	0	0	0
at Duke	20-34	0	0	0	0	0	0	0	0	0	0	0	0	0	0	0
Oklahoma																
at Kansas State																
at Oklahoma State																
West Virginia																
Texas																
at Kansas																
vs. Texas Tech																
Iowa State																
at TCU																
Totals		6	5	31	4	2	2	1	1	1	0	0	0	0	0	0
Opponents		11	9	39	3	1	2	6	7	0	1	0	0	0	0	0

SEASON PCT. (OVERALL): 5 of 6 (83.3%) SEASON PCT. (TDS): 4 of 6 (66.7%)
 SEASON PCT. (NO SCORE): 1 of 6 (16.7%) SEASON PCT. (FGS): 1 of 6 (16.7%)

BAYLOR DRESS ROSTER VS. DUKE

ALPHABETICAL ROSTER

NO.	PLAYER, POS.
4	Grayland Arnold, CB
33	DJ Artis, DE
16	Jared Atkinson, WR
26	Terrel Bernard, LB
28	Henry Black, S
72	Blake Blackmar, OL
23	Jourdan Blake, CB
47	Kyle Boyd, FB
12	Charlie Brewer, QB
87	Jayson Clements, TE
37	Timarcus Davis, CB
44	Dru Dixon, RB
25	Trestan Ebner, RB
36	Drew Galitz, P/K
12	Davion Hall, S
31	Harrison Hand, CB
16	Preston Heard, QB
18	Gavin Holmes, WR
11	Jameson Houston, CB
90	Tyrone Hunt, DT
43	Jamie Jacobs, DE
80	Tyler Jaynes, WR
92	Micheal Johnson, DT
44	Clay Johnston, LB
32	Lenoy Jones Jr., LB
34	Marques Jones, CB
88	Quan Jones, WR
94	Xavier Jones, DE
53	Chad Kelly, LB
41	Clint Kelly, LS
78	Henry Klinge III, OL
29	Jarrold Koym, S
77	Patrick Lawrence, OL
9	Ira Lewis, DT
7	John Lovett, RB
51	Chris Lutzel, LS
21	Blake Lynch, WR/CB
93	James Lynch, DT
69	Josh Malin, OL
96	Connor Martin, PK/P
46	Ross Maticcik, LS
42	Jairon McVea, S
3	Chris Miller, S
64	Ryan Miller, OL
15	Denzel Mims, WR
91	Andrew Morris, DE
5	Brian Nance, DE
55	Xavier Newman, OL
13	Tony Nicholson, WR
15	Eric Ogor, LB
24	Jalen Pitre, LB
14	Chris Platt, WR
76	Mo Porter, OL
20	Rajah Preciado, S
52	Greg Roberts, DE
99	Bravvion Roy, DT
63	Daniel Russell, OL
86	Rob Saulin, TE
30	Wyatt Schrepfer, RB
56	Tyrae Simmons, OL
11	Zach Smith, QB
19	R.J. Sneed, WR
17	Pooh Stricklin, WR
52	Sam Tecklenburg, OL
48	BJ Thompson, DE
27	Verkedric Vaughns, CB
18	Chance Waz, S
6	Trevor White, WR
40	Deonte Williams, DL
38	Jordan Williams, LB
68	Ishmael Wilson, OL
1	Taylor Young, LB

NUMERICAL ROSTER

No.	Name	Pos.	Ht.	Wt.	Yr.	Exp.	Hometown (Previous)
1	Taylor Young	LB	5-9	225	Sr.	3L	DeSoto, Texas (DeSoto HS)
3	Chris Miller	S	6-0	185	So.	1L	Frisco, Texas (Lone Star HS)
4	Grayland Arnold	CB	5-9	190	So.	1L	Kountze, Texas (Kountze HS)
5	Brian Nance	DE	6-3	250	Sr.	2L	Euleuss, Texas (Euleuss Trinity HS / Hargrave Military Academy)
6	Trevor White	WR	5-7	165	Jr.	1L	Arlington, Texas (Martin HS)
7	John Lovett	RB	6-2	195	Fr.	HS	Burlington, N.J. (Cherokee HS)
9	Ira Lewis	DT	6-3	290	Jr.	2L	Houston, Texas (Lamar HS)
11	Jameson Houston	CB	5-11	190	So.	1L	Austin, Texas (St. Michael's Academy)
11	Zach Smith	QB	6-3	225	So.	1L	Grandview, Texas (Grandview HS)
12	Charlie Brewer	QB	6-1	190	Fr.	HS	Austin, Texas (Lake Travis HS)
12	Davion Hall	S	6-1	210	Sr.	3L	Texarkana, Texas (Liberty-Eylau HS)
13	Tony Nicholson	WR	5-10	185	So.	1L	Grand Prairie, Texas (South Grand Prairie HS)
14	Chris Platt	WR	5-11	173	Jr.	2L	Willis, Texas (Willis HS)
15	Denzel Mims	WR	6-3	197	So.	1L	Daingerfield, Texas (Daingerfield HS)
15	Eric Ogor	LB	5-10	205	So.	SQ	Richmond, Texas (Foster HS)
16	Jared Atkinson	WR	6-3	210	So.	1L	Mesquite, Texas (Horn HS)
16	Preston Heard	QB	6-0	195	So.	1L	Bellaire, Texas (Episcopal HS)
17	Pooh Stricklin	WR	6-2	185	So.	1L	Waco, Texas (Midway HS)
18	Gavin Holmes	WR	5-11	195	Fr.	HS	Justin, Texas (Northwest HS)
18	Chance Waz	S	5-11	180	Sr.	3L	Pflugerville, Texas (Hendrickson HS)
19	R.J. Sneed	WR	6-2	190	Fr.	HS	Cypress, Texas (Cypress Ranch HS)
20	Rajah Preciado	S	5-10	185	So.	1L	College Station, Texas (College Station HS)
21	Blake Lynch	CB/WR	6-3	205	So.	1L	Gilmer, Texas (Gilmer HS)
23	Jourdan Blake	CB	5-11	190	Jr.	2L	Princeton, Texas (Princeton HS)
24	Jalen Pitre	LB	6-0	200	Fr.	HS	Stafford, Texas (Stafford HS)
25	Trestan Ebner	RB	6-0	205	Fr.	HS	Henderson, Texas (Henderson HS)
26	Terrel Bernard	LB	6-1	210	Fr.	HS	La Porte, Texas (La Porte HS)
27	Verkedric Vaughns	CB	5-9	190	Jr.	2L	Mesquite, Texas (Poteet HS)
28	Henry Black	S	6-0	200	So.	1L	Shreveport, La. (Woodlawn HS)
29	Jarrold Koym	S	5-11	200	Jr.	SQ	Odessa, Texas (Midland Christian HS)
30	Wyatt Schrepfer	RB	5-10	196	Jr.	1L	Trinidad, Colo. (Hoehne HS / Colorado School of Mines)
31	Harrison Hand	CB	6-0	190	Fr.	HS	Cherry Hill, N.J. (Cherry Hill West HS)
32	Lenoy Jones Jr.	LB	5-11	220	So.	1L	Waco, Texas (Midway HS)
33	DJ Artis	DE	6-2	220	Fr.	HS	Sanford, Fla. (Seminole HS)
34	Marques Jones	CB	6-2	200	So.	SQ	McKinney, Texas (McKinney HS)
36	Drew Galitz	P/K	5-11	205	Jr.	2L	Rowlett, Texas (Rowlett HS)
37	Timarcus Davis	CB	5-11	175	Fr.	HS	College Station, Texas (College Station HS)
38	Jordan Williams	LB	5-11	220	So.	1L	Paris, Texas (Paris HS)
40	Deonte Williams	DL	6-1	225	RFr.	SQ	Plano, Texas (Prestonwood Christian Academy)
41	Clint Kelly	LS	6-1	230	Jr.	SQ	Grapevine, Texas (Grapevine HS)
42	Jairon McVea	S	5-11	175	RFr.	RS	Richmond, Texas (George Ranch HS)
43	Jamie Jacobs	DE	6-3	240	Jr.	2L	Waco, Texas (Midway HS)
44	Dru Dixon	RB	6-1	230	Fr.	HS	Phoenix, Ariz. (Pinnacle HS)
44	Clay Johnston	LB	6-1	220	So.	1L	Abilene, Texas (Wylie HS)
46	Ross Maticcik	LS	6-0	230	So.	1L	McKinney, Texas (McKinney Boyd HS)
47	Kyle Boyd	FB	6-2	238	So.	1L	Mesquite, Texas (Horn HS)
48	BJ Thompson	DE	6-6	220	Fr.	HS	England, Ark. (England HS)
51	Chris Lutzel	LS	5-9	205	So.	1L	Huntersville, N.C. (Southlake Christian Academy)
52	Greg Roberts	DE	6-5	260	Jr.	2L	Nacogdoches, Texas (Nacogdoches HS)
52	Sam Tecklenburg	OL	6-3	295	So.	1L	Plano, Texas (Plano HS)
53	Chad Kelly	LB	6-1	220	RFr.	RS	Grapevine, Texas (Faith Christian School)
55	Xavier Newman	OL	6-3	300	Fr.	HS	Desoto, Texas (Desoto HS)
56	Tyrae Simmons	OL	6-4	297	Sr.	1L	Ridgeland, S.C. (Ridgeland-Hardeeville HS / College of the Sequoias)
63	Daniel Russell	OL	6-1	310	Sr.	SQ	Garland, Texas (Garland HS / Blinn College)
64	Ryan Miller	OL	6-2	295	Fr.	HS	Southlake, Texas (Carroll HS)
68	Ishmael Wilson	OL	6-5	310	Sr.	3L	Lancaster, Texas (Bishop Dunne HS / Texas A&M)
69	Josh Malin	OL	6-5	285	Jr.	1L	Cibola, Texas (Steele HS)
72	Blake Blackmar	OL	6-5	332	Jr.	2L	Houston, Texas (Clear Lake HS)
76	Mo Porter	OL	6-6	310	Sr.	1L	Missouri City, Texas (Marshall HS / Navarro College)
77	Patrick Lawrence	OL	6-5	300	Jr.	2L	Waxahachie, Texas (Waxahachie HS)
78	Henry Klinge III	OL	6-5	300	Fr.	HS	Southlake, Texas (Carroll HS)
80	Tyler Jaynes	WR	6-2	210	Sr.	2L	Gatesville, Texas (Gatesville HS)
86	Rob Saulin	TE	6-5	275	Fr.	HS	Pennsville, N.J. (Pennsville Memorial HS)
87	Jayson Clements	TE	6-3	227	Jr.	RS	Waco, Texas (Midway HS / Stephen F. Austin)
88	Quan Jones	WR	6-4	215	Sr.	3L	Wylie, Texas (East HS)
90	Tyrone Hunt	DT	6-4	285	So.	1L	Arp, Texas (Arp HS)
91	Andrew Morris	DE	6-2	235	Jr.	2L	Mesquite, Texas (John Horn HS)
92	Micheal Johnson	DT	6-1	280	So.	1L	Missouri City, Texas (Hightower HS)
93	James Lynch	DT	6-4	285	Fr.	HS	Round Rock, Texas (Round Rock HS)
94	Xavier Jones	DE	6-3	235	Jr.	2L	Magnolia, Texas (Magnolia West HS)
96	Connor Martin	K/P	5-9	180	So.	1L	Frisco, Texas (Centennial HS)
99	Bravvion Roy	DT	6-1	320	So.	1L	Spring, Texas (Spring HS)