

EVENT BRIEF SHEET

BE WEATHER AWARE – KNOW YOUR SHELTER LOCATIONS

EVENT MANGEMENT AND FACILITIES PHONE NUMBERS

Command Post.....	254-710-3700
Drew Pittman	254-749-2336
Will Lattimore	254-265-1296
Sarah Temple Deffebach.....	254-327-8123
Joe Todaro.....	254-640-3033
Jarrold Trevathan	254-709-8272

VENDOR ISSUES OR QUESTIONS

Please call the command post with any questions or concerns relating to maintenance, housekeeping, tailgating, activations, carts, staffing or any other needs for service.

TICKET SCANNERS / GATES

Security Screening Procedures	2B/OPENGATE Mags
If Ticket Doesn't Scan	Send to Resolution
Ticket Resolution	Ticket Center
Children's Ticket Policy	2+ must have ticket
Re-Entry Policy	No Re-entry
Scanners.....	Return @ Start of 4 th Quarter
Student Entrances	All Gates – Gate C is nearest section
Baylor Line	Enter south end with BL ticket
Berm	Enter south end of stadium only

PLAYER PASS LISTS

Baylor Football Player Guests	Gate D
Cheerleaders, Managers, Trainers.....	Gate D
Visiting Team	Left of Gate B

TICKET OFFICE

Hours	Ticket Center opens at 3:00 PM
Ticket Center	Public Will Call & Ticket Resolution

STADIUM INFO

Media Entrance.....	Opening at 4:00 PM
Student Section	BL2 – BL9, 117-129
Guest Relations / Lost & Found	Behind sections 114 and 214
Baby and Mom Room.....	Behind Guest Services at section 114
Chair Back Rentals.....	Sections 101, 125 and 215
First Aid Stations	Sections 102, 125, 210, 228, Berm
Designated Smoking Areas	No smoking on Baylor property
Facility Services.....	Requests made thru Command Post
Fan Text Message System.....	254-275-1010
Fan Text Tweet for Assistance.....	@McLaneAssist
Letterwinners' Lounge	Inside Gate C on ground level

EVENT TIMELINE

	Time of Day	Game Clock
Public Parking Lots Open.....	8:00:00AM	
Ticket Center Opens	3:00:00PM	
Touchdown Alley Opens	4:00:00PM	
Bear Walk	5:10:00PM	
Main Gates Open (Premium 5:15, Recruit 4:15)	5:30:00PM	
Teams Clear Field.....	6:42:00PM	22:00
TCU Band Show Begins	6:44:00PM	21:00
Golden Wave Band Show Begins	6:49:00PM	16:00
Pregame Prayer.....	6:54:15PM	10:45
National Anthem		
Flyover	6:57:10PM	7:50
Baylor Line Runs	6:59:48PM	5:12
Baylor Team Intro Video.....	7:00:35PM	4:25
Baylor Runs onto Field (from Northeast Stadium).....	7:01:45PM	3:15
Coin Flip	7:02:30PM	2:30
TCU runs onto Field (from SE Stadium).....	7:03:00PM	2:00
Final Team Huddles	7:04:00PM	1:00
Kickoff	7:05:00PM	0:00

Fan Engagement Notes:

Blackout!

Special Recognitions

2013/14 FB Honor Team - ~50 running prior to Baylor Line, half time recognition, seats are in berm and berm suite, will enter field at half time from berm Baylor Line ramp

TV: ESPN2


In Stadium Channel 98.1

COMPLIANCE

- Agents, High School Coaches, 2-year college coaches & prospective student-athletes (PSAs) may NOT be on the sideline during the game.
- Agents may NOT access the locker room.
- PSAs (anyone who has started classes for the 9th grade) and enrolled student-athletes may NOT be in any credentialed areas (suites, sidelines, press box, etc.)
- Boosters & Fans may NOT interact with PSAs and are NOT allowed in the recruiting room
- Only Baylor staff, prospects & prospect's guest are allowed in the recruiting room
- Current student-athletes are only allowed when they are hosting a prospect on a visit
- PSAs may NOT be publicized on the video board or announced over the PA system
- Always remember, ask before you act!


STAFF INFO

- **Medical Emergencies:** Remain calm. Do not move an injured or ill person. Assess the situation and send someone to get assistance or call the command post. Stay with the person until medical assistance arrives. Provide crowd management around responders once they arrive.
- **Basic Safety Information:** You are the experts in your area: Please know who to call for assistance, where the nearest first aid station is located, where the nearest exits are located, where law enforcement or security is located and any other special concerns you may encounter.



McLANE POLICIES


APPROVED ITEMS



ALL CLEAR BAGS:
may not exceed 12" x 12" x 6"

SMALL CLUTCH BAGS:
Approximately the size of a hand,
no larger than 4.5" x 6.5"

NON-APPROVED ITEMS



BaylorBears.com | @BaylorAthletics | #SicEm

PROHIBITED ITEMS

Guests may not bring into or possess any of the following items while in the stadium: Bags larger that do not meet clear bag policy, banners and poles, food, beverages**, weapons of any kind, tobacco, umbrellas, strollers, scooters, bicycles, roller skates, skateboards, pets, stadium seats and cushions, laser pointers, artificial noise makers, camera lenses 4" or larger, umbrellas, video cameras & unauthorized banners.

***Exceptions will be made for Guests with special needs (medical)**

**** water containers (empty or full) may be carried into the stadium**

TOP 5

1. Nearest 1st Aid
2. Closest Exit
3. How do I get housekeeping help
4. Who is your supervisor
5. Who/how to call for help in emergency
6. Where is my weather shelter locations

Texas Farm Bureau
Insurance Ticket Center

ALSO AT THESE WINDOWS:

- General Public Will Call
- Texas HS Coaches Pass List

GATE C

GATE D

Baylor Player
Guest Pass List

Grass Berm/
Baylor Line
Entrance

GATE A

GATE B

Visiting
Pass List

Baylor Recruit
Pass List

Media
Entrance

Club/Loge
Entrance

Suite
Entrance

Founders'
Suite Entrance

President's
Suite Entrance

